

X30 SENIOR

Test-Session 3 odd

Track length: 1.190 Km

Session Started: 16:05:01

Best Lap by: 877 - Niklas Hirsch - 49.765

Rank	#	Driver	Nat	Sponsor Entrant	Nat	License E-License	Make	laps	Best Lap	Diff	In Lap	Penalty
1	877	Niklas Hirsch	DEU	MSC-Langenfeld e. V. im ADAC SIM-ON	DEU	ITF39320 KBF39246	Kosmic/IAME/Komet	13	49.765		12	
2	895	Phil Colin Streng	DEU	ADAC Württemberg e.V. Ebert Motorsport	DEU	ITE42785 EL38528	LN/IAME/Komet	12	49.854	0.089	7	
3	823	Jason Bralic	NLD	SIM-ON	DEU	ITF46957 KBF39246	Kosmic/IAME/Komet	13	49.872	0.107	6	
4	887	Torben Gröndahl	DEU	MSC Groß Dölln e.V. im ADAC CV Performance Group	DEU	ITC-C14120 BIF38321	KR/IAME/Komet	13	50.082	0.317	13	
5	821	Manuel Wagner	DEU	RS-Motorsport	DEU	ITE 39259 KBF40372	CRG/IAME/Komet	15	50.085	0.320	6	
6	919	Zino Fahlke	DEU	Larea GT1 Racing	DEU	ITE 16367 KBF39725	Kosmic/IAME/Komet	17	50.090	0.325	15	
7	929	Nico Hantke	DEU	VDB Kart Racing	DEU	ITC-C11673 KBF42053	Tony Kart/IAME/Komet	14	50.144	0.379	5	
8	829	Lutz Ohsenbrink	DEU	KSL Racing Team	DEU	ITE40759 KBF1304585	Alonso/IAME/Komet	14	50.192	0.427	4	
9	885	Carl Luthardt	DEU	Falcon Racing Team	NLD	ITE 37029 IBL11345	Falcon/IAME/Komet	15	50.202	0.437	4	
10	815	Moritz Wolber	DEU	ADAC Südbaden e.V. NEES RACING	DEU	NKA16641 BIF17863	Maranello/IAME/Komet	11	50.239	0.474	5	
11	809	Luis Esser	DEU	RMW Motorsport	DEU	ITE 11661 KBF39010	OTK/IAME/Komet	14	50.332	0.567	13	
12	807	Marlon Vatter	DEU	AT Motorsport	DEU	ITF38543 KBF38543	Exprit/IAME/Komet	16	50.359	0.594	8	
13	835	Jarno Wiese	DEU	VDB Kart Racing	DEU	ITE 40767 KBF10478	OTK/IAME/Komet	16	50.375	0.610	9	
14	825	Julian Bub	DEU	Dörr Motorsport	DEU	ITF45440 BIC38420	KR/IAME/Komet	11	50.517	0.752	7	
15	817	Maximilian Engelstädter	DEU	Dörr Motorsport	DEU	NKA40565 BIF38420	KR/IAME/Komet	16	50.523	0.758	11	
16	881	Jacob Trost	DEU	ADAC Hessen-Thüringen e.V. DUTT MOTORSPORT by FENSTER.COM	LUX	NKA41233 IDCK867	Tony Kart/IAME/Komet	16	50.613	0.848	14	
17	853	Devin Leon Ucar	DEU	ADAC Pfalz e.V. PCH Racing	DEU	ITF40418 KBF39956	Tony Kart /IAME/Komet	13	50.656	0.891	7	
18	899	Luke Neubauer	DEU	AT Motorsport	DEU	ITE45043 KBF38996	OTK/IAME/Komet	17	50.718	0.953	6	
19	811	Karl Schmiederer	DEU	RS-Motorsport	DEU	ITE39775 KBF40372	CRG/IAME/Komet	16	50.831	1.066	5	
20	921	Janec Mike Gabrich	DEU	ADAC Berlin-Brandenburg e.V. LAREA GT1 RACING	DEU	NKA38939 KBF39725	Kosmic/IAME /Komet	13	50.859	1.094	12	
21	855	Matti Klasen	DEU	DSK e.V. Ja zum Motorsport RMW Motorsport	DEU	ITE13782 BIC39010	Tony Kart/IAME/Komet	15	50.900	1.135	4	
22	845	Jan Waibel	DEU	ADAC Mittelrhein e.V. VDB Kart Racing	DEU	NKA12495 KBF10478	Tony Kart/IAME/Komet	16	50.913	1.148	13	
23	891	Luka Koullen	NLD	PCH Racing	DEU	NKA50483 BIF39956	KR/IAME/Komet	14	50.927	1.162	5	


Timekeeper
M.Riehmers

Race Director
H.Seidel

Page 1/1

These results are provisional until the conclusion of any judicial and technical matters!

Printed: 20.09.2024 / 16:21



INT. ADAC Kartrennen Wackersdorf

X30 SENIOR

Pro Kart Raceland Wackersdorf 1,190 Km

Test-Session 3 odd

20.09.2024 16:05

Practice (15:00 Time) started at 16:05:01

Lap	Time of Day	Lap Tm	Diff	S1 Tm	S2 Tm	S3 Tm
(877) Niklas Hirsch						
1	16:09:02.983	51.053	+1.288	18.679	16.599	15.775
2	16:09:53.533	50.560	+0.785	18.499	16.195	15.856
3	16:10:45.402	51.869	+2.104	19.284	16.884	15.701
4	16:11:35.395	49.993	+0.228	18.370	16.070	15.553
5	16:12:25.352	49.957	+0.192	18.335	16.065	15.557
6	16:13:15.146	49.794	+0.029	18.253	15.997	15.544
7	16:14:05.004	49.858	+0.093	18.249	16.015	15.594
8	16:14:56.295	51.291	+1.526	18.277	16.200	16.814
9	16:17:15.856	2:19.561	+1:29.796	1:46.260	17.541	15.760
10	16:18:06.131	50.275	+0.510	18.465	16.164	15.646
11	16:18:56.194	50.063	+0.298	18.273	16.125	15.665
12	16:19:45.959	49.765		18.222	16.042	15.501
13	16:20:37.311	51.352	+1.587	18.351	16.127	16.874

Lap	Time of Day	Lap Tm	Diff	S1 Tm	S2 Tm	S3 Tm
(895) Phil Colin Strenge						
1	16:08:19.980	50.828	+0.974	18.628	16.435	15.765
2	16:09:10.259	50.279	+0.425	18.413	16.217	15.649
3	16:10:00.253	49.994	+0.140	18.265	16.127	15.602
4	16:10:50.170	49.917	+0.063	18.186	16.140	15.591
5	16:11:40.099	49.929	+0.075	18.278	16.089	15.562
6	16:12:30.088	49.989	+0.135	18.246	16.174	15.569
7	16:13:19.942	49.854		18.257	16.031	15.566
8	16:14:09.844	49.902	+0.048	18.229	16.113	15.560
9	16:14:59.791	49.947	+0.093	18.227	16.151	15.569
10	16:15:49.978	50.187	+0.333	18.329	16.193	15.665
11	16:16:40.167	50.189	+0.335	18.280	16.253	15.656
12	16:17:31.673	51.506	+1.652	18.286	16.220	17.000

Lap	Time of Day	Lap Tm	Diff	S1 Tm	S2 Tm	S3 Tm
(823) Jason Bralic						
1	16:09:02.777	51.106	+1.234	18.728	16.580	15.798
2	16:09:53.803	51.026	+1.154	18.825	16.406	15.795
3	16:10:45.715	51.912	+2.040	19.227	16.970	15.715
4	16:11:35.807	50.092	+0.220	18.330	16.191	15.571
5	16:12:25.783	49.976	+0.104	18.305	16.115	15.556
6	16:13:15.655	49.872		18.164	16.151	15.557
7	16:14:05.731	50.076	+0.204	18.282	16.185	15.609
8	16:14:56.809	51.078	+1.206	18.344	16.244	16.490
9	16:17:10.253	2:13.444	+1:23.572	1:41.321	16.388	15.735
10	16:18:00.502	50.249	+0.377	18.344	16.263	15.642
11	16:18:50.669	50.167	+0.295	18.255	16.292	15.620
12	16:19:40.820	50.151	+0.279	18.247	16.276	15.628
13	16:20:30.903	50.083	+0.211	18.228	16.194	15.661

Lap	Time of Day	Lap Tm	Diff	S1 Tm	S2 Tm	S3 Tm
(887) Torben Gröndahl						
1	16:06:53.983	53.392	+3.310	20.417	16.866	16.109
2	16:07:45.682	51.699	+1.617	19.299	16.527	15.873
3	16:08:36.380	50.698	+0.616	18.530	16.351	15.817
4	16:09:26.964	50.584	+0.502	18.548	16.285	15.751
5	16:10:17.264	50.300	+0.218	18.393	16.136	15.771
6	16:11:07.926	50.662	+0.580	18.355	16.210	16.097
7	16:14:32.407	3:24.481	+2:34.399	2:51.957	16.519	16.005
8	16:15:23.058	50.651	+0.569	18.581	16.249	15.821
9	16:16:13.558	50.500	+0.418	18.458	16.228	15.814
10	16:17:03.910	50.352	+0.270	18.407	16.163	15.782
11	16:17:54.224	50.314	+0.232	18.443	16.174	15.697
12	16:18:44.757	50.533	+0.451	18.376	16.285	15.872
13	16:19:34.839	50.082		18.221	16.133	15.728

Lap	Time of Day	Lap Tm	Diff	S1 Tm	S2 Tm	S3 Tm
(821) Manuel Wagner						
1	16:06:59.383	51.912	+1.827	19.127	16.895	15.890
2	16:07:50.250	50.867	+0.782	18.779	16.409	15.679
3	16:08:40.589	50.339	+0.254	18.366	16.290	15.683
4	16:09:30.789	50.200	+0.115	18.300	16.241	15.659
5	16:10:21.281	50.492	+0.407	18.516	16.277	15.699
6	16:11:11.366	50.085		18.314	16.137	15.634
7	16:12:01.535	50.169	+0.084	18.349	16.163	15.657
8	16:12:52.455	50.920	+0.835	18.419	16.201	16.300
9	16:15:42.350	2:49.895	+1:59.810	2:17.608	16.478	15.809
10	16:16:32.979	50.629	+0.544	18.520	16.383	15.726
11	16:17:23.433	50.454	+0.369	18.454	16.321	15.679
12	16:18:13.790	50.357	+0.272	18.446	16.309	15.602
13	16:19:03.988	50.198	+0.113	18.368	16.201	15.629

Lap	Time of Day	Lap Tm	Diff	S1 Tm	S2 Tm	S3 Tm
14	16:19:54.258	50.270	+0.185	18.351	16.277	15.642
15	16:20:45.368	51.110	+1.025	18.388	16.421	16.301

Lap	Time of Day	Lap Tm	Diff	S1 Tm	S2 Tm	S3 Tm
(919) Zino Fahlke						
1	16:07:06.154	52.045	+1.955	19.231	16.778	16.036
2	16:07:57.095	50.941	+0.851	18.616	16.498	15.827
3	16:08:47.393	50.298	+0.208	18.395	16.255	15.648
4	16:09:37.609	50.216	+0.126	18.396	16.183	15.637
5	16:10:27.930	50.321	+0.231	18.444	16.198	15.679
6	16:11:18.138	50.208	+0.118	18.355	16.227	15.626
7	16:12:08.348	50.210	+0.120	18.456	16.150	15.604
8	16:12:58.580	50.232	+0.142	18.329	16.241	15.662
9	16:13:48.828	50.248	+0.158	18.309	16.237	15.702
10	16:14:39.819	50.991	+0.901	18.766	16.438	15.787
11	16:15:30.517	50.698	+0.608	18.545	16.476	15.677
12	16:16:20.992	50.475	+0.385	18.322	16.341	15.812
13	16:17:11.183	50.191	+0.101	18.363	16.230	15.598
14	16:18:01.285	50.102	+0.012	18.357	16.137	15.608
15	16:18:51.375	50.090		18.298	16.200	15.592
16	16:19:41.642	50.267	+0.177	18.312	16.258	15.697
17	16:20:32.408	50.766	+0.676	18.337	16.177	16.252

Lap	Time of Day	Lap Tm	Diff	S1 Tm	S2 Tm	S3 Tm
(929) Nico Hantke						
1	16:07:07.195	51.207	+1.063	18.877	16.532	15.798
2	16:07:57.830	50.635	+0.491	18.497	16.438	15.700
3	16:08:48.274	50.444	+0.300	18.500	16.303	15.641
4	16:09:38.770	50.496	+0.352	18.507	16.296	15.693
5	16:10:28.914	50.144		18.412	16.139	15.593
6	16:11:19.076	50.162	+0.018	18.386	16.187	15.589
7	16:12:09.540	50.464	+0.320	18.326	16.147	15.991
8	16:15:07.019	2:57.479	+2:07.335	2:25.282	16.373	15.824
9	16:15:57.538	50.519	+0.375	18.530	16.273	15.716
10	16:16:47.960	50.422	+0.278	18.489	16.217	15.716
11	16:17:38.386	50.426	+0.282	18.459	16.319	15.648
12	16:18:28.849	50.463	+0.319	18.382	16.341	15.740
13	16:19:19.367	50.518	+0.374	18.517	16.219	15.782
14	16:20:10.441	51.074	+0.930	18.455	16.294	16.325

Lap	Time of Day	Lap Tm	Diff	S1 Tm	S2 Tm	S3 Tm
(829) Lutz Ohsenbrink						
1	16:07:03.362	51.612	+1.420	19.132	16.636	15.844
2	16:07:54.106	50.744	+0.552	18.626	16.416	15.702
3	16:08:44.514	50.408	+0.216	18.445	16.267	15.696
4	16:09:34.706	50.192		18.445	16.171	15.576
5	16:10:25.036	50.330	+0.138	18.365	16.318	15.647
6	16:11:16.439	51.403	+1.211	18.484	16.295	16.624
7	16:13:30.373	2:13.934	+1:23.742	1:41.720	16.412	15.802
8	16:14:20.961	50.588	+0.396	18.575	16.265	15.748
9	16:15:11.645	50.684	+0.492	18.545	16.338	15.801
10	16:16:02.536	50.891	+0.699	18.732	16.327	15.832
11	16:16:53.309	50.773	+0.581	18.626	16.301	15.846
12	16:17:44.067	50.768	+0.566	18.638	16.337	15.783
13	16:18:34.924	50.857	+0.665	18.684	16.311	15.862
14	16:19:27.019	52.095	+1.903	18.627	16.279	17.189

Lap	Time of Day	Lap Tm	Diff	S1 Tm	S2 Tm	S3 Tm
(885) Carl Luthardt						
1	16:06:53.287	51.410	+1.208	18.943	16.689	15.778
2	16:07:44.013	50.726	+0.524	18.660	16.412	15.654
3	16:08:34.472	50.459	+0.257	18.491	16.351	15.617
4	16:09:24.674	50.202		18.342	16.256	15.604
5	16:10:14.926	50.252	+0.050	18.383	16.288	15.581
6	16:11:05.131	50.205	+0.003	18.318	16.277	15.610
7	16:11:55.390	50.259	+0.057	18.3		

INT. ADAC Kartrennen Wackersdorf

X30 SENIOR

Pro Kart Raceland Wackersdorf 1,190 Km

Test-Session 3 odd

20.09.2024 16:05

Practice (15:00 Time) started at 16:05:01

Lap	Time of Day	Lap Tm	Diff	S1 Tm	S2 Tm	S3 Tm
3	16:10:46.372	50.440	+0.201	18.354	16.372	15.714
4	16:11:36.658	50.286	+0.047	18.374	16.268	15.644
5	16:12:26.897	50.239		18.313	16.278	15.648
6	16:13:17.657	50.760	+0.521	18.294	16.275	16.191
7	16:16:47.299	3:29.642	+2:39.403	2:57.222	16.550	15.870
8	16:17:38.127	50.828	+0.589	18.589	16.476	15.763
9	16:18:28.945	50.818	+0.579	18.410	16.331	16.077
10	16:19:19.606	50.661	+0.422	18.559	16.378	15.724
11	16:20:10.973	51.367	+1.128	18.414	16.307	16.646

(809) Luis Esser

1	16:06:51.952	51.700	+1.368	19.064	16.680	15.956
2	16:07:42.914	50.962	+0.630	18.725	16.437	15.800
3	16:08:33.448	50.534	+0.202	18.516	16.275	15.743
4	16:09:23.877	50.429	+0.097	18.448	16.214	15.767
5	16:10:14.232	50.355	+0.023	18.440	16.195	15.720
6	16:11:05.383	51.151	+0.819	18.448	16.160	16.543
7	16:14:24.313	3:18.930	+2:28.598	2:46.676	16.434	15.820
8	16:15:14.854	50.541	+0.209	18.514	16.291	15.736
9	16:16:05.411	50.557	+0.225	18.448	16.361	15.748
10	16:16:55.882	50.471	+0.139	18.555	16.197	15.719
11	16:17:46.298	50.416	+0.084	18.526	16.186	15.704
12	16:18:36.720	50.422	+0.090	18.520	16.216	15.686
13	16:19:27.052	50.332		18.429	16.204	15.699
14	16:20:17.418	50.366	+0.034	18.469	16.166	15.731

(807) Marlon Vatter

1	16:06:58.376	51.911	+1.552	19.215	16.745	15.951
2	16:07:49.218	50.842	+0.483	18.715	16.406	15.721
3	16:08:39.896	50.678	+0.319	18.542	16.386	15.750
4	16:09:30.496	50.600	+0.241	18.539	16.308	15.753
5	16:10:21.466	50.970	+0.611	18.616	16.570	15.784
6	16:11:11.984	50.518	+0.159	18.522	16.352	15.644
7	16:12:02.384	50.400	+0.041	18.431	16.308	15.661
8	16:12:52.743	50.359		18.420	16.274	15.665
9	16:13:43.434	50.691	+0.332	18.511	16.339	15.841
10	16:14:34.218	50.784	+0.425	18.647	16.378	15.759
11	16:15:24.873	50.655	+0.296	18.511	16.359	15.785
12	16:16:15.531	50.668	+0.299	18.542	16.370	15.746
13	16:17:06.205	50.674	+0.315	18.574	16.355	15.745
14	16:17:56.981	50.776	+0.417	18.558	16.394	15.824
15	16:18:47.689	50.708	+0.349	18.514	16.377	15.817
16	16:19:39.848	52.159	+1.800	19.322	16.476	16.361

(835) Jarno Wiese

1	16:06:59.834	52.671	+2.296	19.674	16.908	16.089
2	16:07:51.018	51.184	+0.809	18.812	16.601	15.771
3	16:08:41.841	50.823	+0.448	18.661	16.473	15.689
4	16:09:32.348	50.507	+0.132	18.509	16.279	15.719
5	16:10:22.784	50.436	+0.061	18.489	16.267	15.680
6	16:11:13.187	50.403	+0.028	18.432	16.305	15.666
7	16:12:03.628	50.441	+0.066	18.523	16.241	15.677
8	16:12:54.119	50.491	+0.116	18.537	16.253	15.701
9	16:13:44.494	50.375		18.444	16.259	15.672
10	16:14:34.973	50.479	+0.104	18.520	16.262	15.697
11	16:15:25.439	50.466	+0.091	18.473	16.274	15.719
12	16:16:15.930	50.491	+0.116	18.409	16.362	15.720
13	16:17:06.518	50.588	+0.213	18.531	16.346	15.711
14	16:17:57.184	50.666	+0.291	18.567	16.340	15.759
15	16:18:47.833	50.649	+0.274	18.450	16.451	15.748
16	16:19:39.179	51.346	+0.971	18.587	16.267	16.492

(825) Julian Bub

1	16:11:02.463	4:53.003	+4:02.486	4:19.719	17.080	16.204
2	16:11:56.283	53.820	+3.303	20.176	17.696	15.948
3	16:12:47.095	50.812	+0.295	18.690	16.313	15.809
4	16:13:37.852	50.757	+0.240	18.611	16.303	15.843
5	16:14:28.483	50.631	+0.114	18.528	16.323	15.780
6	16:15:19.112	50.629	+0.112	18.468	16.318	15.843
7	16:16:09.629	50.517		18.494	16.223	15.800
8	16:17:00.302	50.673	+0.156	18.614	16.269	15.790
9	16:17:52.214	51.912	+1.395	18.743	16.390	16.779
10	16:19:50.481	1:58.267	+1:07.750	1:25.866	16.515	15.886
11	16:20:41.170	50.689	+0.172	18.575	16.290	15.824

(817) Maximilian Engelstädter

1	16:07:10.513	52.066	+1.543	19.347	16.721	15.998
2	16:08:01.822	51.309	+0.786	18.883	16.490	15.936
3	16:08:52.769	50.947	+0.424	18.661	16.455	15.831
4	16:09:43.577	50.808	+0.285	18.792	16.235	15.781
5	16:10:34.364	50.787	+0.264	18.658	16.294	15.835
6	16:11:25.003	50.639	+0.116	18.609	16.243	15.787
7	16:12:15.647	50.644	+0.121	18.582	16.301	15.761
8	16:13:06.180	50.533	+0.010	18.598	16.222	15.713
9	16:13:56.724	50.544	+0.021	18.517	16.263	15.764
10	16:14:47.432	50.708	+0.185	18.552	16.377	15.779
11	16:15:37.955	50.523		18.536	16.239	15.748
12	16:16:28.717	50.776	+0.239	18.669	16.316	15.772
13	16:17:19.533	50.816	+0.293	18.610	16.345	15.861
14	16:18:10.412	50.879	+0.356	18.746	16.321	15.812
15	16:19:01.226	50.814	+0.291	18.675	16.295	15.844
16	16:19:52.723	51.497	+0.974	18.604	16.362	16.531

(881) Jacob Trost

1	16:07:01.863	52.148	+1.535	19.232	16.859	16.057
2	16:07:52.860	50.997	+0.384	18.704	16.554	15.739
3	16:08:43.664	50.804	+0.191	18.480	16.563	15.761
4	16:09:34.378	50.714	+0.101	18.512	16.476	15.726
5	16:10:25.239	50.861	+0.248	18.514	16.640	15.758
6	16:11:16.067	50.828	+0.215	18.514	16.610	15.704
7	16:12:07.218	51.151	+0.538	19.025	16.405	15.721
8	16:12:58.080	50.862	+0.249	18.560	16.276	16.026
9	16:13:46.667	1:38.587	+47.974	1:06.220	16.532	15.835
10	16:15:27.460	50.793	+0.180	18.572	16.489	15.732
11	16:16:18.375	50.915	+0.302	18.506	16.613	15.796
12	16:17:09.245	50.870	+0.257	18.574	16.488	15.808
13	16:17:59.965	50.720	+0.107	18.540	16.419	15.761
14	16:18:50.578	50.613		18.482	16.366	15.765
15	16:19:41.900	51.322	+0.709	18.717	16.537	16.068
16	16:20:33.661	51.761	+1.148	18.466	16.409	16.886

(853) Devin Leon Ucar

1	16:07:15.254	52.484	+1.828	19.450	16.952	16.082
2	16:08:06.640	51.386	+0.730	18.871	16.597	15.918
3	16:08:57.702	51.062	+0.406	18.628	16.510	15.924
4	16:09:48.532	50.830	+0.174	18.620	16.354	15.856
5	16:10:39.324	50.792	+0.136	18.571	16.372	15.849
6	16:11:30.034	50.710	+0.054	18.626	16.309	15.775
7	16:12:20.690	50.656		18.606	16.304	15.746
8	16:13:12.026	51.336	+0.680	18.675	16.339	16.322
9	16:17:02.401	3:50.375	+2:59.719	3:17.671	16.713	15.991
10	16:17:53.562	51.161	+0.505	18.770	16.459	15.932
11	16:18:44.617	51.055	+0.399	18.674	16.510	15.871
12	16:19:35.639	51.022	+0.366	18.675	16.371	15.976
13	16:20:26.623	50.984	+0.328	18.560	16.428	15.996


(899) Luke Neubauer

1	16:06:59.773	53.045	+2.327	19.610	17.266	16.169
2	16:07:51.593	51.820	+1.102	19.210	16.733	15.877
3	16:08:42.670	51.077	+0.359	18.660	16.576	15.841
4	16:09:33.741	51.071	+0.353	18.693	16.577	15.801
5	16:10:24.624	50.883	+0.165	18.562	16.554	15.767
6	16:11:15.342	50.718		18.492	16.464	15.762
7	16:12:06.303	50.961	+0.243	18.534	16.581	15.846
8	16:12:57.291	50.988	+0.270	18.707	16.501	15.780
9	16:13:48.320	51.029	+0.311	18.718	16.431	15.880
10	16:14:39.547	51.227	+0.509	18.827	16.585	15.815
11	16:15:30.455	50.908	+0.190	18.555	16.530	15.823
12	16:16:21.614	51.159	+0.441	18.801	16.530	15.828
13	16:17:12.742	51.128	+0.410	18.698	16.576	15.854
14	16:18:03.713	50.971	+0.253	18.590	16.554	15.827
15	16:18:54.770	51.057	+0.339	18.670	16.548	15.839
16	16:19:45.688	50.918	+0.200	18.613	16.502	15.803
17	16:20:38.397	52.709	+1.991	19.013	16.623	17.073

(811) Karl Schmiederer

1	16:07:00.829	51.931	+1.100	19.088	16.824	16.019
2	16:07:52.001	51.172	+0.341	18.733	16.607	15.832

Orbits



INT. ADAC Kartrennen Wackersdorf

X30 SENIOR

Pro Kart Raceland Wackersdorf 1,190 Km

Test-Session 3 odd

20.09.2024 16:05

Practice (15:00 Time) started at 16:05:01

Lap	Time of Day	Lap Tm	Diff	S1 Tm	S2 Tm	S3 Tm	Lap	Time of Day	Lap Tm	Diff	S1 Tm	S2 Tm	S3 Tm
3	16:08:43.044	51.043	+0.212	18.670	16.556	15.817	9	16:13:55.897	51.137	+0.210	18.703	16.437	15.997
4	16:09:33.961	50.917	+0.086	18.710	16.454	15.753	10	16:14:47.310	51.413	+0.486	18.731	16.699	15.983
5	16:10:24.792	50.831		18.547	16.503	15.781	11	16:15:38.660	51.350	+0.423	18.934	16.467	15.949
6	16:11:15.912	51.120	+0.289	18.835	16.501	15.784	12	16:16:29.841	51.181	+0.254	18.732	16.525	15.924
7	16:12:07.071	51.159	+0.328	18.983	16.398	15.778	13	16:17:20.990	51.149	+0.222	18.672	16.525	15.952
8	16:12:58.520	51.449	+0.618	19.186	16.447	15.816	14	16:18:13.320	52.330	+1.403	18.778	16.693	16.859
9	16:13:49.490	50.970	+0.139	18.777	16.386	15.807							
10	16:14:41.664	52.174	+1.343	18.701	16.415	17.058							
11	16:16:21.107	1:39.443	+48.612	1:06.756	16.546	16.141							
12	16:17:12.275	51.168	+0.337	18.754	16.499	15.915							
13	16:18:03.151	50.876	+0.045	18.570	16.411	15.895							
14	16:18:53.993	50.842	+0.011	18.602	16.440	15.800							
15	16:19:44.881	50.888	+0.057	18.625	16.417	15.846							
16	16:20:36.982	52.101	+1.270	18.675	16.472	16.954							

(921) Janec Mike Gabrich

1	16:09:00.946	51.721	+0.862	18.934	16.797	15.990
2	16:09:52.187	51.241	+0.382	18.775	16.537	15.929
3	16:10:43.182	50.995	+0.136	18.635	16.514	15.846
4	16:11:34.224	51.042	+0.183	18.695	16.419	15.928
5	16:12:25.243	51.019	+0.160	18.571	16.374	16.074
6	16:14:05.194	1:39.951	+49.092	1:02.603	19.164	18.184
7	16:14:56.669	51.475	+0.616	19.020	16.580	15.875
8	16:15:50.029	53.360	+2.501	18.578	16.829	17.953
9	16:16:41.629	51.600	+0.741	19.078	16.666	15.856
10	16:17:32.950	51.321	+0.462	19.001	16.471	15.849
11	16:18:23.858	50.908	+0.049	18.659	16.423	15.826
12	16:19:14.717	50.859		18.494	16.463	15.902
13	16:20:06.179	51.462	+0.603	18.544	16.400	16.518

(855) Matti Klasen

1	16:06:59.211	52.350	+1.450	19.346	16.900	16.104
2	16:07:50.845	51.634	+0.734	19.227	16.594	15.813
3	16:08:42.162	51.317	+0.417	18.782	16.738	15.797
4	16:09:33.062	50.900		18.641	16.470	15.789
5	16:10:24.068	51.006	+0.106	18.570	16.512	15.924
6	16:11:15.006	50.938	+0.038	18.650	16.529	15.759
7	16:12:05.964	50.958	+0.058	18.622	16.536	15.800
8	16:12:57.141	51.177	+0.277	18.741	16.556	15.880
9	16:13:48.660	51.519	+0.619	19.061	16.590	15.868
10	16:14:41.158	52.498	+1.598	18.680	16.551	17.267
11	16:16:33.354	1:52.196	+1:01.296	1:18.870	17.344	15.982
12	16:17:24.648	51.294	+0.394	18.724	16.670	15.900
13	16:18:15.923	51.275	+0.375	18.725	16.672	15.878
14	16:19:07.209	51.286	+0.386	18.672	16.705	15.909
15	16:19:59.757	52.548	+1.648	18.800	16.787	16.961

(845) Jan Waibel

1	16:07:06.469	52.871	+1.958	19.417	17.208	16.246
2	16:07:57.988	51.519	+0.606	18.770	16.669	16.080
3	16:08:49.217	51.229	+0.316	18.676	16.628	15.925
4	16:09:40.241	51.024	+0.111	18.701	16.428	15.895
5	16:10:31.318	51.077	+0.164	18.643	16.460	15.974
6	16:11:22.366	51.048	+0.135	18.719	16.466	15.863
7	16:12:13.313	50.947	+0.034	18.686	16.400	15.861
8	16:13:06.041	52.728	+1.815	18.741	16.530	17.457
9	16:14:43.245	1:37.204	+46.291	1:04.433	16.693	16.078
10	16:15:34.405	51.160	+0.247	18.722	16.518	15.920
11	16:16:25.666	51.261	+0.348	18.749	16.570	15.942
12	16:17:16.793	51.127	+0.214	18.732	16.469	15.926
13	16:18:07.706	50.913		18.636	16.351	15.926
14	16:18:58.651	50.945	+0.032	18.611	16.413	15.921
15	16:19:49.727	51.076	+0.163	18.742	16.430	15.904
16	16:20:41.644	51.917	+1.004	18.676	16.352	16.889

(891) Luka Koullen

1	16:07:06.504	52.452	+1.525	19.176	17.037	16.239
2	16:07:57.477	51.973	+1.046	18.947	16.910	16.116
3	16:08:49.155	51.678	+0.751	19.035	16.616	16.027
4	16:09:40.641	51.486	+0.559	19.082	16.519	15.885
5	16:10:31.568	50.927		18.650	16.378	15.899
6	16:11:22.624	51.056	+0.129	18.637	16.534	15.885
7	16:12:13.640	51.016	+0.089	18.616	16.441	15.959
8	16:13:04.760	51.120	+0.193	18.653	16.493	15.974



X30 SENIOR

Test-Session 3 even

Track length: 1.190 Km

Session Started: 16:24:59

Best Lap by: 822 - Elia Weiss - 49.857

Rank	#	Driver	Nat	Sponsor Entrant	Nat	License E-License	Make	laps	Best Lap	Diff	In Lap	Penalty
1	822	Elia Weiss	DEU	DSK e.V. Ja zum Motorsport SIM-ON	DEU	ITE38504 KBF39246	Kosmic/IAME/Komet	12	49.857		10	
2	812	Rocco Curcio	DEU	ADAC Württemberg e.V. AT-Motorsport	DEU	ITE29607 KBF38996	Exprit/IAME/Komet	17	50.221	0.364	4	
3	930	Tom Muhler	DEU	Larea GT1Racing	DEU	NKA42626 KBF39725	OTK/IAME/Komet	17	50.224	0.367	14	
4	830	Max Hezel	DEU	ADAC Hessen-Thüringen e.V. CV Performance Group	DEU	ITF38265 BIF38321	KR/IAME/Komet	14	50.344	0.487	11	
5	890	Leonard Hocker	DEU	RS-Motorsport	DEU	NKA22440 KBF40372	CRG/IAME/Komet	16	50.383	0.526	6	
6	854	Daniel Brozovic	DEU	Valier Motorsport	DEU	ITE 42036 KBF39300	Energy/IAME/Komet	13	50.391	0.534	8	
7	888	Louis Schütze	DEU	Ebert Motorsport	DEU	ITE 17941 KBF38528	OTK/IAME/Komet	15	50.394	0.537	5	
8	820	Felix Maurer	DEU	DUTT MOTORSPORT by FENSTER.com	LUX	NKA41244 IBLK867	Tony Kart/IAME/Komet	9	50.437	0.580	7	
9	836	Max Ohsenbrink	DEU	KSL Racing Team	DEU	ITE18670 KBF1304585	Alonso/IAME/Komet	15	50.494	0.637	6	
10	920	Donar Munding	LIE	Stern Motorsport	DEU	ITC-C1449 BIC38195	KR/IAME/Komet	16	50.500	0.643	6	
11	998	Niels Tröger	DEU	Apex Performance	DEU	ITC-C18256 KBF38438	Maranello/IAME/Komet	16	50.508	0.651	16	
12	884	Davin Singer	DEU	ADAC Südbaden e.V. CV Performance Group	DEU	ITE 23384 BIF38321	KR/IAME/Komet	17	50.548	0.691	12	
13	816	Elias Schorneck	DEU	VDB Kart Racing	DEU	ITE40538 KBF10478	Tony Kart/IAME/Komet	14	50.641	0.784	7	
14	808	Eric Wess	DEU	Kartshop Ampfing	DEU	ITE44964 KBF25142	Drago Corse/IAME/Komet	15	50.652	0.795	15	
15	904	Tobias Feeser	DEU	Sonja Feeser	DEU	ITE13863 BEK1198789	KR/IAME/Komet	14	50.661	0.804	9	
16	806	Moritz Fischer	DEU	ADAC Pfalz e.V. DUTT MOTORSP. by FENSTER.COM	LUX	NKA26409 IBLK867	Tony Kart/IAME/Komet	15	50.772	0.915	3	
17	940	Tobias Hinterstoißer	DEU	Ebert Motorsport	DEU	ITG39211 KBF38528	LN/IAME/Komet	16	50.818	0.961	14	
18	844	Kevin Wagner	DEU	MSC-Langenfeld e. V. im ADAC TB Racing Team	DEU	ITE 11828 KBF38262	KR/IAME/Komet	13	50.824	0.967	11	
19	928	Yoeri Schoens	NLD	LAREA GT1 Racing	DEU	ITE45664 BIF39725	Tony Kart/IAME/Komet	5	51.165	1.308	3	
20	814	Nina Aptsiauri	GEO	CRG Deutschland	DEU	ITF230054 KBF18122	CRG/IAME/Komet	14	51.466	1.609	11	
21	872	Tobias Burgstahler	DEU	ADAC Württemberg e.V. Stern Motorsport	DEU	NKA38364 KBF38195	KR/IAME/Komet	15	51.561	1.704	11	


Timekeeper
M.Riehmers

Race Director
H.Seidel

Page 1/1

These results are provisional until the conclusion of any judicial and technical matters!

Printed: 20.09.2024 / 16:41



INT. ADAC Kartrennen Wackersdorf

X30 SENIOR

Pro Kart Raceland Wackersdorf 1,190 Km

Test-Session 3 even

20.09.2024 16:25

Practice (15:00 Time) started at 16:24:59

Lap	Time of Day	Lap Tm	Diff	S1 Tm	S2 Tm	S3 Tm
(822) Elia Weiss						
1	16:29:13.032	51.399	+1.542	18.887	16.541	15.971
2	16:30:03.591	50.559	+0.702	18.495	16.313	15.751
3	16:30:53.923	50.332	+0.475	18.402	16.225	15.705
4	16:31:44.118	50.195	+0.338	18.395	16.201	15.599
5	16:32:34.090	49.972	+0.115	18.244	16.156	15.572
6	16:33:24.205	50.115	+0.258	18.228	16.258	15.629
7	16:34:14.292	50.087	+0.230	18.236	16.164	15.687
8	16:35:04.193	49.901	+0.044	18.203	16.129	15.569
9	16:35:54.120	49.927	+0.070	18.221	16.119	15.587
10	16:36:43.977	49.857		18.195	16.081	15.581
11	16:37:33.904	49.927	+0.070	18.142	16.187	15.598
12	16:38:24.555	50.651	+0.794	18.202	16.137	16.312

Lap	Time of Day	Lap Tm	Diff	S1 Tm	S2 Tm	S3 Tm
(812) Rocco Curcio						
1	16:26:53.440	51.503	+1.282	19.003	16.595	15.905
2	16:27:44.354	50.914	+0.693	18.552	16.531	15.831
3	16:28:34.868	50.514	+0.293	18.489	16.280	15.745
4	16:29:25.089	50.221		18.356	16.209	15.656
5	16:30:15.697	50.608	+0.387	18.554	16.310	15.744
6	16:31:05.919	50.222	+0.001	18.350	16.149	15.723
7	16:31:56.245	50.326	+0.105	18.396	16.238	15.692
8	16:32:46.493	50.248	+0.027	18.416	16.153	15.679
9	16:33:36.873	50.380	+0.159	18.365	16.239	15.776
10	16:34:27.434	50.561	+0.340	18.364	16.421	15.776
11	16:35:17.861	50.427	+0.206	18.458	16.244	15.725
12	16:36:08.158	50.297	+0.076	18.369	16.203	15.725
13	16:36:58.390	50.232	+0.011	18.353	16.221	15.658
14	16:37:48.786	50.396	+0.175	18.400	16.304	15.692
15	16:38:39.024	50.238	+0.017	18.353	16.193	15.692
16	16:39:29.372	50.348	+0.127	18.369	16.263	15.716
17	16:40:20.440	51.068	+0.847	18.386	16.374	16.308

Lap	Time of Day	Lap Tm	Diff	S1 Tm	S2 Tm	S3 Tm
(930) Tom Muhler						
1	16:27:08.604	54.150	+3.926	20.330	17.372	16.448
2	16:28:00.146	51.542	+1.318	18.871	16.805	15.866
3	16:28:51.382	51.236	+1.012	18.534	16.512	16.190
4	16:29:42.180	50.798	+0.574	18.516	16.388	15.894
5	16:30:32.913	50.733	+0.509	18.396	16.483	15.854
6	16:31:23.266	50.353	+0.129	18.320	16.329	15.704
7	16:32:13.966	50.700	+0.476	18.479	16.485	15.736
8	16:33:04.382	50.416	+0.192	18.337	16.378	15.701
9	16:33:54.877	50.495	+0.271	18.377	16.379	15.739
10	16:34:45.398	50.521	+0.297	18.437	16.365	15.719
11	16:35:35.674	50.276	+0.052	18.363	16.259	15.654
12	16:36:26.156	50.482	+0.258	18.383	16.366	15.733
13	16:37:16.490	50.334	+0.110	18.380	16.257	15.697
14	16:38:06.714	50.224		18.281	16.284	15.659
15	16:38:57.106	50.392	+0.168	18.382	16.268	15.742
16	16:39:47.402	50.296	+0.072	18.379	16.192	15.725
17	16:40:39.078	51.676	+1.452	18.467	16.307	16.902

Lap	Time of Day	Lap Tm	Diff	S1 Tm	S2 Tm	S3 Tm
(830) Max Hezel						
1	16:29:04.170	51.747	+1.403	19.193	16.674	15.880
2	16:29:54.906	50.736	+0.392	18.587	16.402	15.747
3	16:30:45.647	50.741	+0.397	18.524	16.451	15.766
4	16:31:36.083	50.436	+0.092	18.419	16.323	15.694
5	16:32:26.477	50.394	+0.050	18.315	16.301	15.778
6	16:33:16.979	50.502	+0.158	18.365	16.472	15.665
7	16:34:07.416	50.437	+0.093	18.506	16.289	15.642
8	16:34:58.250	50.834	+0.490	18.400	16.270	16.164
9	16:36:30.584	1:32.334	+41.990	1:00.152	16.430	15.752
10	16:37:21.006	50.422	+0.078	18.495	16.252	15.675
11	16:38:11.350	50.344		18.306	16.304	15.734
12	16:39:01.720	50.370	+0.026	18.379	16.296	15.695
13	16:39:52.067	50.347	+0.003	18.402	16.225	15.720
14	16:40:42.430	50.363	+0.019	18.401	16.268	15.694

Lap	Time of Day	Lap Tm	Diff	S1 Tm	S2 Tm	S3 Tm
(890) Leonard Hocker						
1	16:27:01.758	51.983	+1.600	19.282	16.834	15.867
2	16:27:52.667	50.909	+0.526	18.654	16.496	15.759
3	16:28:43.745	51.078	+0.695	18.871	16.427	15.780
4	16:29:34.321	50.576	+0.193	18.606	16.307	15.663

Lap	Time of Day	Lap Tm	Diff	S1 Tm	S2 Tm	S3 Tm
(854) Daniel Brozovic						
5	16:30:25.022	50.701	+0.318	18.616	16.240	15.845
6	16:31:15.405	50.383		18.428	16.268	15.687
7	16:32:06.165	50.760	+0.377	18.426	16.242	16.092
8	16:33:34.605	1:28.440	+38.057	56.243	16.455	15.742
9	16:34:25.972	51.367	+0.984	19.243	16.347	15.777
10	16:35:16.522	50.550	+0.167	18.526	16.330	15.694
11	16:36:07.045	50.523	+0.140	18.532	16.344	15.647
12	16:36:57.542	50.497	+0.114	18.448	16.370	15.679
13	16:37:48.122	50.580	+0.197	18.561	16.321	15.698
14	16:38:38.568	50.446	+0.063	18.379	16.366	15.701
15	16:39:29.035	50.467	+0.084	18.481	16.300	15.686
16	16:40:19.533	50.498	+0.115	18.495	16.327	15.676

Lap	Time of Day	Lap Tm	Diff	S1 Tm	S2 Tm	S3 Tm
(884) Louis Schütze						
1	16:26:51.242	51.808	+1.417	19.012	16.751	16.045
2	16:27:42.220	50.978	+0.587	18.664	16.423	15.891
3	16:28:32.952	50.732	+0.341	18.627	16.310	15.795
4	16:29:23.386	50.434	+0.043	18.418	16.309	15.707
5	16:30:14.151	50.765	+0.374	18.759	16.253	15.753
6	16:31:04.654	50.503	+0.112	18.493	16.230	15.780
7	16:31:55.163	50.509	+0.118	18.482	16.280	15.747
8	16:32:45.554	50.391		18.411	16.272	15.708
9	16:33:36.040	50.486	+0.095	18.495	16.256	15.735
10	16:34:26.649	50.609	+0.218	18.550	16.273	15.786
11	16:35:17.107	50.458	+0.067	18.453	16.270	15.735
12	16:36:07.598	50.491	+0.100	18.441	16.273	15.777
13	16:36:58.759	51.161	+0.770	18.474	16.306	16.381

Lap	Time of Day	Lap Tm	Diff	S1 Tm	S2 Tm	S3 Tm
(888) Louis Schütze						
1	16:26:57.117	51.766	+1.372	18.992	16.777	15.997
2	16:27:48.398	51.281	+0.887	18.959	16.547	15.775
3	16:28:39.090	50.692	+0.298	18.571	16.337	15.784
4	16:29:29.629	50.539	+0.145	18.463	16.327	15.749
5	16:30:20.023	50.394		18.406	16.302	15.686
6	16:31:10.658	50.635	+0.241	18.459	16.429	15.747
7	16:32:01.606	50.948	+0.554	18.454	16.481	16.013
8	16:32:53.131	51.525	+1.131	18.979	16.711	15.835
9	16:33:43.836	50.705	+0.311	18.559	16.399	15.747
10	16:34:34.564	50.728	+0.334	18.490	16.422	15.816
11	16:35:25.888	51.324	+0.930	18.510	16.404	16.410
12	16:37:36.680	2:10.792	+1:20.398	1:38.378	16.505	15.909
13	16:38:27.580	50.900	+0.506	18.605	16.430	15.865
14	16:39:18.514	50.934	+0.540	18.692	16.378	15.864
15	16:40:09.367	50.853	+0.459	18.623	16.402	15.828

Lap	Time of Day	Lap Tm	Diff	S1 Tm	S2 Tm	S3 Tm
(820) Felix Maurer						
1	16:28:00.407	51.496	+1.059	18.926	16.701	15.869
2	16:28:51.253	50.846	+0.409	18.663	16.352	15.831
3	16:29:41.756	50.503	+0.066	18.524	16.340	15.639
4	16:30:32.502	50.746	+0.309	18.487	16.337	15.922
5	16:31:23.09					

INT. ADAC Kartrennen Wackersdorf

X30 SENIOR

Pro Kart Raceland Wackersdorf 1,190 Km

Test-Session 3 even

20.09.2024 16:25

Practice (15:00 Time) started at 16:24:59

Lap	Time of Day	Lap Tm	Diff	S1 Tm	S2 Tm	S3 Tm	Lap	Time of Day	Lap Tm	Diff	S1 Tm	S2 Tm	S3 Tm
1	16:26:53.067	53.043	+2.543	19.940	17.004	16.099	4	16:30:34.475	1:00.930	+10.278	23.009	19.076	18.845
2	16:27:44.726	51.659	+1.159	18.788	16.849	16.022	5	16:31:34.538	1:00.063	+9.411	22.857	18.229	18.977
3	16:28:35.640	50.914	+0.414	18.650	16.531	15.733	6	16:32:34.271	59.793	+9.081	22.724	18.497	18.512
4	16:29:26.747	51.107	+0.607	18.785	16.401	15.921	7	16:33:32.806	58.535	+7.883	22.241	18.102	18.192
5	16:30:17.432	50.685	+0.185	18.537	16.413	15.735	8	16:34:29.857	57.051	+6.399	21.978	17.859	17.214
6	16:31:07.932	50.500		18.434	16.340	15.726	9	16:35:25.634	55.777	+5.125	21.253	17.159	17.365
7	16:31:58.503	50.571	+0.071	18.499	16.354	15.718	10	16:36:19.678	54.044	+3.392	20.547	16.984	16.513
8	16:32:49.542	51.039	+0.539	18.521	16.345	16.173	11	16:37:12.058	52.380	+1.728	19.947	16.507	15.926
9	16:34:54.043	2:04.501	+1:14.001	1:31.969	16.668	15.864	12	16:38:03.250	51.192	+0.540	18.665	16.606	15.921
10	16:35:44.931	50.888	+0.388	18.647	16.429	15.812	13	16:38:54.022	50.772	+0.120	18.551	16.374	15.847
11	16:36:35.757	50.826	+0.326	18.564	16.486	15.776	14	16:39:44.711	50.689	+0.037	18.599	16.266	15.824
12	16:37:26.321	50.564	+0.064	18.449	16.367	15.748	15	16:40:35.363	50.552		18.595	16.283	15.774
13	16:38:17.012	50.691	+0.191	18.521	16.370	15.800							
14	16:39:07.641	50.629	+0.129	18.493	16.371	15.765							
15	16:39:58.427	50.786	+0.286	18.708	16.351	15.727							
16	16:40:49.132	50.705	+0.205	18.510	16.391	15.804							
(998) Niels Träger							(904) Tobias Feeser						
1	16:27:01.463	52.188	+1.680	19.468	16.736	15.984	1	16:27:02.619	52.084	+1.423	19.379	16.783	15.922
2	16:27:52.484	51.021	+0.513	18.719	16.406	15.896	2	16:27:53.732	51.113	+0.452	18.784	16.538	15.791
3	16:28:43.574	51.090	+0.582	18.814	16.468	15.808	3	16:28:44.558	50.826	+0.165	18.649	16.459	15.718
4	16:29:35.639	52.065	+1.557	18.970	16.414	16.681	4	16:29:35.507	50.949	+0.288	18.469	16.432	16.048
5	16:30:27.511	51.872	+1.364	19.622	16.448	15.802	5	16:30:27.352	51.845	+1.184	19.612	16.439	15.794
6	16:31:18.335	50.824	+0.316	18.548	16.464	15.812	6	16:31:18.517	51.165	+0.504	18.849	16.460	15.856
7	16:32:08.901	50.566	+0.058	18.430	16.307	15.829	7	16:32:09.180	50.663	+0.002	18.551	16.364	15.748
8	16:32:59.486	50.585	+0.077	18.447	16.308	15.830	8	16:32:59.852	50.672	+0.011	18.548	16.395	15.729
9	16:33:50.667	51.181	+0.673	18.491	16.337	16.353	9	16:33:50.513	50.661		18.449	16.428	15.784
10	16:35:42.653	1:51.986	+1:01.478	1:19.458	16.636	15.892	10	16:34:41.998	51.485	+0.824	18.571	16.391	16.523
11	16:36:33.376	50.723	+0.215	18.534	16.348	15.841	11	16:37:47.085	3:05.087	+2:14.426	2:32.448	16.650	15.989
12	16:37:23.994	50.618	+0.110	18.418	16.365	15.835	12	16:38:38.583	51.498	+0.837	18.638	16.503	16.357
13	16:38:14.516	50.522	+0.014	18.452	16.293	15.777	13	16:39:30.063	51.480	+0.819	19.240	16.406	15.834
14	16:39:05.059	50.543	+0.035	18.419	16.308	15.816	14	16:40:20.904	50.841	+0.180	18.590	16.386	15.865
15	16:39:55.602	50.543	+0.035	18.468	16.320	15.755							
16	16:40:46.110	50.508		18.431	16.342	15.735							
(884) Davin Singer							(806) Moritz Fischer						
1	16:26:56.005	51.860	+1.312	19.058	16.810	15.992	1	16:27:02.308	52.022	+1.250	19.299	16.727	15.996
2	16:27:47.030	51.025	+0.477	18.743	16.473	15.809	2	16:27:53.563	51.255	+0.483	18.826	16.542	15.887
3	16:28:37.759	50.729	+0.181	18.560	16.400	15.769	3	16:28:44.335	50.772		18.482	16.432	15.858
4	16:29:28.639	50.880	+0.332	18.476	16.655	15.749	4	16:29:35.329	50.994	+0.222	18.484	16.370	16.140
5	16:30:19.682	51.043	+0.495	18.460	16.335	16.248	5	16:30:28.184	52.855	+2.083	19.432	17.382	16.041
6	16:31:10.301	50.619	+0.071	18.526	16.351	15.742	6	16:31:18.969	50.785	+0.013	18.548	16.381	15.856
7	16:32:01.106	50.805	+0.257	18.512	16.458	15.835	7	16:32:10.468	51.499	+0.727	18.480	16.386	16.633
8	16:32:53.022	51.916	+1.368	19.197	16.544	16.175	8	16:34:30.609	2:20.141	+1:29.369	1:47.546	16.629	15.966
9	16:33:43.640	50.618	+0.070	18.511	16.361	15.746	9	16:35:21.647	51.038	+0.266	18.705	16.451	15.882
10	16:34:34.288	50.648	+0.100	18.520	16.363	15.765	10	16:36:12.479	50.832	+0.060	18.552	16.383	15.897
11	16:35:24.947	50.659	+0.111	18.520	16.345	15.794	11	16:37:03.610	51.131	+0.359	18.714	16.457	15.960
12	16:36:15.495	50.548		18.531	16.296	15.721	12	16:37:54.597	50.987	+0.215	18.719	16.363	15.905
13	16:37:06.137	50.642	+0.094	18.513	16.366	15.763	13	16:38:45.547	50.950	+0.178	18.667	16.388	15.895
14	16:37:56.749	50.612	+0.064	18.524	16.350	15.738	14	16:39:36.470	50.923	+0.151	18.657	16.352	15.914
15	16:38:47.531	50.782	+0.234	18.603	16.372	15.807	15	16:40:28.634	52.164	+1.392	18.781	16.480	16.903
16	16:39:38.438	50.907	+0.359	18.617	16.457	15.833							
17	16:40:30.017	51.579	+1.031	18.619	16.443	16.517							
(816) Elias Schorneck							(940) Tobias Hinterstoiber						
1	16:27:03.172	52.214	+1.573	19.314	16.858	16.042	1	16:26:56.793	52.763	+1.945	19.728	16.986	16.049
2	16:27:54.456	51.284	+0.643	18.704	16.668	15.912	2	16:27:48.980	52.187	+1.369	19.394	16.848	15.945
3	16:28:45.141	50.685	+0.044	18.547	16.366	15.772	3	16:28:40.060	51.080	+0.262	18.634	16.603	15.843
4	16:29:35.787	50.646	+0.005	18.438	16.279	15.929	4	16:29:30.917	50.857	+0.039	18.499	16.444	15.914
5	16:30:29.453	53.666	+3.025	20.865	16.880	15.921	5	16:30:22.063	51.146	+0.328	18.713	16.574	15.859
6	16:31:20.098	50.645	+0.004	18.543	16.342	15.760	6	16:31:14.186	52.123	+1.305	18.555	16.469	17.099
7	16:32:10.739	50.641		18.512	16.325	15.804	7	16:32:53.394	1:39.208	+48.390	1:06.230	17.018	15.960
8	16:33:01.806	51.067	+0.426	18.568	16.295	16.204	8	16:33:44.442	51.048	+0.230	18.630	16.560	15.858
9	16:34:47.871	1:46.065	+55.424	1:13.629	16.520	15.916	9	16:34:35.398	50.956	+0.138	18.653	16.435	15.868
10	16:35:38.608	50.737	+0.096	18.577	16.362	15.798	10	16:35:26.410	51.012	+0.194	18.673	16.541	15.798
11	16:36:29.851	51.243	+0.602	18.548	16.360	16.335	11	16:36:17.767	51.357	+0.539	18.712	16.599	16.046
12	16:38:19.878	1:50.027	+59.386	1:17.578	16.576	15.873	12	16:37:08.677	50.910	+0.092	18.557	16.503	15.850
13	16:39:10.758	50.880	+0.239	18.679	16.375	15.826	13	16:37:59.707	51.030	+0.212	18.545	16.517	15.968
14	16:40:01.704	50.946	+0.305	18.700	16.365	15.881	14	16:38:50.525	50.818		18.578	16.449	15.971
							15	16:39:41.544	51.019	+0.201	18.595	16.539	15.885
							16	16:40:33.617	52.073	+1.255	18.808	16.498	16.767
(808) Eric Weiss							(844) Kevin Wagner						
1	16:27:26.417	1:07.966	+17.314	26.382	21.321	20.263	1	16:28:16.482	52.638	+1.814	19.736	16.815	16.087
2	16:28:31.477	1:05.060	+14.408	25.271	20.161	19.628	2	16:29:07.647	51.165	+0.341	18.791	16.495	15.879
3	16:29:33.545	1:02.068	+11.416	24.471	18.734	18.863	3	16:29:58.680	51.033	+0.209	18.749	16.410	15.874
							4	16:30:49.644	50.964	+0.140	18.713	16.434	15.817
							5	16:31:40.683	51.039	+0.215	18.722	16.442	15.875
							6	16:32:31.883	51.200	+0.376	18.600	16.649	15.951
							7	16:33					

INT. ADAC Kartrennen Wackersdorf

X30 SENIOR

Pro Kart Raceland Wackersdorf 1,190 Km

Test-Session 3 even

20.09.2024 16:25

Practice (15:00 Time) started at 16:24:59

Lap	Time of Day	Lap Tm	Diff	S1 Tm	S2 Tm	S3 Tm	Lap	Time of Day	Lap Tm	Diff	S1 Tm	S2 Tm	S3 Tm
10	16:37:46.000	50.897	+0.073	18.636	16.428	15.833							
11	16:38:36.824	50.824		18.609	16.348	15.867							
12	16:39:27.738	50.914	+0.090	18.647	16.406	15.861							
13	16:40:18.624	50.886	+0.062	18.714	16.354	15.818							
(928) Yoeri Schoens													
1	16:26:56.899	52.304	+1.139	19.443	16.926	15.935							
2	16:27:48.234	51.335	+0.170	19.052	16.543	15.740							
3	16:28:39.399	51.165		18.857	16.518	15.790							
4	16:29:31.049	51.650	+0.485	18.483	16.452	16.715							
5	16:30:28.016	56.967	+5.802	19.547	17.083	20.337							
(814) Nina Aptsiauri													
1	16:27:27.129	1:03.530	+12.064	23.346	20.871	19.313							
2	16:28:26.037	58.908	+7.442	22.638	18.424	17.846							
3	16:29:21.686	55.649	+4.183	20.714	17.950	16.985							
4	16:30:17.159	55.473	+4.007	20.839	18.167	16.467							
5	16:31:09.384	52.225	+0.759	19.316	16.817	16.092							
6	16:32:01.593	52.209	+0.743	18.956	17.110	16.143							
7	16:32:53.720	52.127	+0.661	19.364	16.779	15.984							
8	16:33:45.302	51.582	+0.116	18.814	16.729	16.039							
9	16:34:36.796	51.494	+0.028	18.741	16.704	16.049							
10	16:35:28.375	51.579	+0.113	18.866	16.642	16.071							
11	16:36:19.841	51.466		18.784	16.640	16.042							
12	16:37:11.505	51.664	+0.198	18.930	16.689	16.045							
13	16:38:04.706	53.201	+1.735	18.916	17.123	17.162							
14	16:40:02.533	1:57.827	+1:06.361	1:23.414	17.933	16.480							
(872) Tobias Burgstahler													
1	16:27:12.120	55.480	+3.919	20.764	18.014	16.702							
2	16:28:05.271	53.151	+1.590	19.604	17.184	16.363							
3	16:28:57.500	52.229	+0.668	19.161	16.980	16.088							
4	16:29:49.411	51.911	+0.350	18.994	16.849	16.068							
5	16:30:41.356	51.945	+0.384	19.033	16.867	16.045							
6	16:31:33.524	52.168	+0.607	18.929	16.694	16.545							
7	16:32:25.535	52.011	+0.450	19.033	16.711	16.267							
8	16:33:19.283	53.748	+2.187	19.058	16.997	17.693							
9	16:35:35.243	2:15.960	+1:24.399	1:42.584	17.021	16.355							
10	16:36:27.258	52.015	+0.454	19.305	16.721	15.989							
11	16:37:18.819	51.561		18.894	16.661	16.006							
12	16:38:10.711	51.892	+0.331	19.096	16.729	16.067							
13	16:39:02.638	51.927	+0.366	19.152	16.756	16.019							
14	16:39:54.232	51.594	+0.033	18.902	16.637	16.055							
15	16:40:46.005	51.773	+0.212	19.049	16.625	16.099							



X30 SENIOR

Test-Session 4 odd

Track length: 1.190 Km
Session Started: 18:15:00
Best Lap by: 895 - Phil Colin Streng - 50.002


Rank	#	Driver	Nat	Sponsor Entrant	Nat	License E-License	Make	laps	Best Lap	Diff	In Lap	Penalty
1	895	Phil Colin Streng	DEU	ADAC Württemberg e.V. Ebert Motorsport	DEU	ITE42785 EL38528	LN/IAME/Komet	10	50.002		7	
2	887	Torben Gröndahl	DEU	MSC Groß Dölln e.V. im ADAC CV Performance Group	DEU	ITC-C14120 BIF38321	KR/IAME/Komet	10	50.097	0.095	7	
3	823	Jason Bralic	NLD	SIM-ON	DEU	ITF46957 KBF39246	Kosmic/IAME/Komet	10	50.269	0.267	6	
4	809	Luis Esser	DEU	RMW Motorsport	DEU	ITE 11661 KBF39010	OTK/IAME/Komet	10	50.316	0.314	6	
5	885	Carl Luthardt	DEU	Falcon Racing Team	NLD	ITE 37029 IBL11345	Falcon/IAME/Komet	10	50.343	0.341	7	
6	821	Manuel Wagner	DEU	RS-Motorsport	DEU	ITE 39259 KBF40372	CRG/IAME/Komet	10	50.401	0.399	6	
7	891	Luka Koullen	NLD	PCH Racing	DEU	NKA50483 BIF39956	KR/IAME/Komet	11	50.414	0.412	7	
8	929	Nico Hantke	DEU	VDB Kart Racing	DEU	ITC-C11673 KBF42053	Tony Kart/IAME/Komet	11	50.424	0.422	8	
9	919	Zino Fahlke	DEU	Larea GT1 Racing	DEU	ITE 16367 KBF39725	Kosmic/IAME/Komet	10	50.432	0.430	7	
10	835	Jarno Wiese	DEU	VDB Kart Racing	DEU	ITE 40767 KBF10478	OTK/IAME/Komet	11	50.578	0.576	7	
11	881	Jacob Trost	DEU	ADAC Hessen-Thüringen e.V. DUTT MOTORSPORT by FENSTER.COM	LUX	NKA41233 IDCK867	Tony Kart/IAME/Komet	11	50.618	0.616	7	
12	807	Marlon Vatter	DEU	AT Motorsport	DEU	ITF38543 KBF38543	Exprit/IAME/Komet	10	50.642	0.640	6	
13	829	Lutz Ohsenbrink	DEU	KSL Racing Team	DEU	ITE40759 KBF1304585	Alonso/IAME/Komet	10	50.653	0.651	9	
14	825	Julian Bub	DEU	Dörr Motorsport	DEU	ITF45440 BIC38420	KR/IAME/Komet	9	50.723	0.721	8	
15	817	Maximilian Engelstädter	DEU	Dörr Motorsport	DEU	NKA40565 BIF38420	KR/IAME/Komet	10	50.777	0.775	6	
16	921	Janec Mike Gabrich	DEU	ADAC Berlin-Brandenburg e.V. LAREA GT1 RACING	DEU	NKA38939 KBF39725	Kosmic/IAME /Komet	9	50.795	0.793	5	
17	815	Moritz Wolber	DEU	ADAC Südbaden e.V. NEES RACING	DEU	NKA16641 BIF17863	Maranello/IAME/Komet	7	50.827	0.825	5	
18	853	Devin Leon Ucar	DEU	ADAC Pfalz e.V. PCH Racing	DEU	ITF40418 KBF39956	Tony Kart /IAME/Komet	10	50.908	0.906	8	
19	845	Jan Waibel	DEU	ADAC Mittelrhein e.V. VDB Kart Racing	DEU	NKA12495 KBF10478	Tony Kart/IAME/Komet	11	50.987	0.985	7	
20	855	Matti Klasen	DEU	DSK e.V. Ja zum Motorsport RMW Motorsport	DEU	ITE13782 BIC39010	Tony Kart/IAME/Komet	10	51.154	1.152	6	
21	811	Karl Schmiederer	DEU	RS-Motorsport	DEU	ITE39775 KBF40372	CRG/IAME/Komet	10	51.215	1.213	6	
22	899	Luke Neubauer	DEU	AT Motorsport	DEU	ITE45043 KBF38996	OTK/IAME/Komet	11	51.343	1.341	6	
23	877	Niklas Hirsch	DEU	MSC-Langefeld e. V. im ADAC SIM-ON	DEU	ITF39320 KBF39246	Kosmic/IAME/Komet	3	53.662	3.660	2	

Timekeeper
M.Riehmers

Race Director
H.Seidel

These results are provisional until the conclusion of any judicial and technical matters!

Printed: 20.09.2024 / 18:26



INT. ADAC Kartrennen Wackersdorf

X30 SENIOR

Test-Session 4 odd

Practice (10:00 Time) started at 18:15:00

Pro Kart Raceland Wackersdorf 1,190 Km

20.09.2024 18:15

Lap	Time of Day	Lap Tm	Diff	S1 Tm	S2 Tm	S3 Tm
(895) Phil Colin Strenge						
1	18:18:12.826	51.633	+1.631	19.068	16.670	15.895
2	18:19:03.436	50.610	+0.608	18.564	16.337	15.709
3	18:19:53.706	50.270	+0.268	18.370	16.253	15.647
4	18:20:43.915	50.209	+0.207	18.398	16.183	15.628
5	18:21:34.223	50.308	+0.306	18.415	16.215	15.678
6	18:22:24.241	50.018	+0.016	18.292	16.133	15.693
7	18:23:14.243	50.002		18.242	16.157	15.603
8	18:24:04.399	50.156	+0.154	18.317	16.223	15.616
9	18:24:54.716	50.317	+0.315	18.401	16.250	15.666
10	18:25:44.884	50.168	+0.166	18.268	16.279	15.621

Lap	Time of Day	Lap Tm	Diff	S1 Tm	S2 Tm	S3 Tm
(887) Torben Gröndahl						
1	18:18:03.057	53.800	+3.703	20.513	17.101	16.186
2	18:18:54.231	51.174	+1.077	18.805	16.509	15.860
3	18:19:44.901	50.670	+0.573	18.510	16.337	15.823
4	18:20:35.644	50.743	+0.646	18.418	16.436	15.889
5	18:21:25.967	50.323	+0.226	18.400	16.177	15.746
6	18:22:16.242	50.275	+0.178	18.239	16.249	15.787
7	18:23:06.339	50.097		18.299	16.130	15.668
8	18:23:56.734	50.395	+0.298	18.407	16.285	15.703
9	18:24:47.041	50.307	+0.210	18.407	16.191	15.741
10	18:25:37.276	50.235	+0.138	18.390	16.164	15.681

Lap	Time of Day	Lap Tm	Diff	S1 Tm	S2 Tm	S3 Tm
(823) Jason Bralic						
1	18:18:02.532	52.663	+2.394	19.727	16.958	15.978
2	18:18:53.423	50.891	+0.622	18.651	16.479	15.761
3	18:19:44.028	50.605	+0.336	18.480	16.379	15.746
4	18:20:34.651	50.623	+0.354	18.540	16.393	15.690
5	18:21:24.958	50.307	+0.038	18.331	16.302	15.674
6	18:22:15.227	50.269		18.344	16.291	15.634
7	18:23:05.605	50.378	+0.109	18.431	16.284	15.663
8	18:23:55.994	50.389	+0.120	18.368	16.307	15.714
9	18:24:46.429	50.435	+0.166	18.421	16.287	15.727
10	18:25:36.764	50.335	+0.066	18.374	16.305	15.656

Lap	Time of Day	Lap Tm	Diff	S1 Tm	S2 Tm	S3 Tm
(809) Luis Esser						
1	18:17:07.062	53.520	+3.204	19.857	17.560	16.103
2	18:17:58.362	51.300	+0.984	18.779	16.620	15.901
3	18:18:49.621	51.259	+0.943	18.619	16.760	15.880
4	18:19:40.101	50.480	+0.164	18.474	16.283	15.723
5	18:20:30.472	50.371	+0.055	18.448	16.231	15.692
6	18:21:20.788	50.316		18.412	16.230	15.674
7	18:22:11.967	51.179	+0.863	18.474	16.339	16.366
8	18:23:04.945	1:32.978	+42.662	1:00.542	16.552	15.884
9	18:24:35.507	50.562	+0.246	18.492	16.320	15.750
10	18:25:25.928	50.421	+0.105	18.412	16.318	15.691

Lap	Time of Day	Lap Tm	Diff	S1 Tm	S2 Tm	S3 Tm
(885) Carl Luthardt						
1	18:17:55.781	53.788	+3.445	19.088	16.940	17.760
2	18:18:53.158	57.377	+7.034	20.655	20.643	16.079
3	18:19:44.321	51.163	+0.820	18.575	16.730	15.858
4	18:20:35.293	50.972	+0.629	18.766	16.450	15.756
5	18:21:26.032	50.739	+0.396	18.435	16.350	15.954
6	18:22:16.566	50.534	+0.191	18.406	16.296	15.832
7	18:23:06.909	50.343		18.384	16.275	15.684
8	18:23:57.339	50.430	+0.087	18.364	16.305	15.761
9	18:24:47.734	50.395	+0.052	18.430	16.308	15.657
10	18:25:38.098	50.364	+0.021	18.330	16.344	15.690

Lap	Time of Day	Lap Tm	Diff	S1 Tm	S2 Tm	S3 Tm
(821) Manuel Wagner						
1	18:17:49.149	52.047	+1.646	19.177	16.883	15.987
2	18:18:40.496	51.347	+0.946	18.794	16.564	15.989
3	18:19:31.216	50.720	+0.319	18.544	16.415	15.761
4	18:20:21.941	50.725	+0.324	18.485	16.489	15.751
5	18:21:12.349	50.408	+0.007	18.433	16.300	15.675
6	18:22:02.750	50.401		18.421	16.313	15.667
7	18:22:53.250	50.500	+0.099	18.410	16.375	15.715
8	18:23:44.037	50.787	+0.386	18.766	16.375	15.646
9	18:24:34.478	50.441	+0.040	18.391	16.346	15.704
10	18:25:24.918	50.440	+0.039	18.363	16.432	15.645

Lap	Time of Day	Lap Tm	Diff	S1 Tm	S2 Tm	S3 Tm
(891) Luka Koullan						

Lap	Time of Day	Lap Tm	Diff	S1 Tm	S2 Tm	S3 Tm
(929) Nico Hantke						
1	18:17:12.607	53.517	+3.103	19.945	17.288	16.284
2	18:18:04.495	51.888	+1.474	18.981	16.835	16.072
3	18:18:55.861	51.366	+0.952	18.979	16.595	15.792
4	18:19:47.023	51.162	+0.748	18.534	16.481	16.147
5	18:20:37.943	50.920	+0.506	18.620	16.409	15.891
6	18:21:28.682	50.739	+0.325	18.518	16.447	15.774
7	18:22:19.096	50.414		18.493	16.192	15.729
8	18:23:10.140	51.044	+0.630	18.583	16.452	16.009
9	18:24:01.156	51.016	+0.602	18.598	16.467	15.951
10	18:24:52.226	51.070	+0.656	18.712	16.488	15.870
11	18:25:44.171	51.945	+1.531	18.576	16.403	16.966

Lap	Time of Day	Lap Tm	Diff	S1 Tm	S2 Tm	S3 Tm
(929) Nico Hantke						
1	18:17:16.494	57.584	+7.160	22.109	18.276	17.199
2	18:18:12.342	55.848	+5.424	21.120	17.425	17.303
3	18:19:04.584	52.242	+1.818	19.915	16.507	15.820
4	18:19:55.365	50.781	+0.357	18.609	16.399	15.773
5	18:20:45.914	50.549	+0.125	18.496	16.323	15.730
6	18:21:36.430	50.516	+0.092	18.556	16.193	15.767
7	18:22:26.879	50.449	+0.025	18.481	16.245	15.723
8	18:23:17.303	50.424		18.478	16.279	15.667
9	18:24:07.779	50.476	+0.052	18.422	16.316	15.738
10	18:24:58.302	50.523	+0.099	18.504	16.288	15.731
11	18:25:48.916	50.614	+0.190	18.479	16.324	15.811

Lap	Time of Day	Lap Tm	Diff	S1 Tm	S2 Tm	S3 Tm
(919) Zino Fahlke						
1	18:17:32.274	53.084	+2.652	19.240	17.293	16.551
2	18:18:25.209	52.935	+2.503	19.519	17.377	16.039
3	18:19:16.237	51.028	+0.596	18.665	16.596	15.767
4	18:20:06.929	50.692	+0.260	18.448	16.454	15.790
5	18:20:57.367	50.438	+0.006	18.448	16.253	15.737
6	18:21:47.810	50.443	+0.011	18.468	16.242	15.733
7	18:22:38.242	50.432		18.479	16.200	15.753
8	18:23:28.709	50.467	+0.035	18.468	16.305	15.694
9	18:24:19.529	50.820	+0.388	18.458	16.412	15.950
10	18:25:18.653	59.124	+8.692	23.350	19.791	15.983

Lap	Time of Day	Lap Tm	Diff	S1 Tm	S2 Tm	S3 Tm
(835) Jarno Wiese						
1	18:17:05.779	53.251	+2.673	19.919	17.316	16.016
2	18:17:57.026	51.247	+0.669	18.825	16.607	15.815
3	18:18:48.486	51.460	+0.882	19.093	16.539	15.828
4	18:19:39.194	50.708	+0.130	18.492	16.456	15.760
5	18:20:29.835	50.641	+0.063	18.545	16.362	15.734
6	18:21:20.493	50.658	+0.080	18.526	16.375	15.757
7	18:22:11.071	50.578		18.459	16.408	15.711
8	18:23:01.830	50.759	+0.181	18.518	16.426	15.815
9	18:23:52.891	51.061	+0.483	18.538	16.732	15.791
10	18:24:43.660	50.769	+0.191	18.585	16.400	15.784
11	18:25:34.384	50.724	+0.146	18.557	16.369	15.798

Lap	Time of Day	Lap Tm	Diff	S1 Tm	S2 Tm	S3 Tm
(881) Jacob Trost						
1	18:17:08.888					

INT. ADAC Kartrennen Wackersdorf

X30 SENIOR

Pro Kart Raceland Wackersdorf 1,190 Km

Test-Session 4 odd

20.09.2024 18:15

Practice (10:00 Time) started at 18:15:00

Lap	Time of Day	Lap Tm	Diff	S1 Tm	S2 Tm	S3 Tm
(829) Lutz Ohsenbrink						
1	18:17:46.340	52.322	+1.669	19.318	16.952	16.052
2	18:18:37.524	51.184	+0.531	18.868	16.435	15.881
3	18:19:28.594	51.070	+0.417	18.764	16.477	15.829
4	18:20:19.398	50.804	+0.151	18.581	16.452	15.771
5	18:21:10.080	50.682	+0.029	18.594	16.338	15.750
6	18:22:00.774	50.694	+0.041	18.617	16.297	15.780
7	18:22:51.520	50.746	+0.093	18.611	16.360	15.775
8	18:23:42.376	50.856	+0.203	18.633	16.464	15.759
9	18:24:33.029	50.653	18.472	16.367	15.814	
10	18:25:23.757	50.728	+0.075	18.507	16.351	15.870

Lap	Time of Day	Lap Tm	Diff	S1 Tm	S2 Tm	S3 Tm
(825) Julian Bub						
1	18:17:56.103	52.022	+1.299	19.214	16.775	16.033
2	18:19:21.773	1:25.670	+34.947	18.920	49.696	17.054
3	18:20:13.823	52.060	+1.327	19.111	16.855	16.084
4	18:21:05.131	51.308	+0.585	18.880	16.549	15.879
5	18:21:56.261	51.130	+0.407	18.814	16.455	15.861
6	18:22:47.238	50.977	+0.254	18.656	16.422	15.899
7	18:23:38.103	50.865	+0.142	18.654	16.431	15.880
8	18:24:28.826	50.723	18.393	16.393	15.734	
9	18:25:21.364	52.538	+1.815	18.648	16.503	17.387

Lap	Time of Day	Lap Tm	Diff	S1 Tm	S2 Tm	S3 Tm
(817) Maximilian Engelstädter						
1	18:18:02.965	54.137	+3.360	20.310	17.539	16.288
2	18:18:54.846	51.881	+1.104	19.183	16.709	15.989
3	18:19:45.999	51.153	+0.376	18.746	16.499	15.908
4	18:20:37.027	51.028	+0.251	18.758	16.425	15.845
5	18:21:27.992	50.965	+0.188	18.646	16.502	15.817
6	18:22:18.769	50.777	18.598	16.322	15.857	
7	18:23:09.835	51.066	+0.289	18.603	16.508	15.955
8	18:24:00.978	51.143	+0.366	18.693	16.455	15.955
9	18:24:52.106	51.128	+0.351	18.614	16.545	15.969
10	18:25:44.958	52.852	+2.075	19.365	16.492	16.995

Lap	Time of Day	Lap Tm	Diff	S1 Tm	S2 Tm	S3 Tm
(921) Janec Mike Gabrich						
1	18:17:32.438	52.162	+1.367	19.182	16.852	16.128
2	18:18:24.574	52.136	+1.341	19.174	16.904	16.058
3	18:19:15.879	51.305	+0.510	18.801	15.913	15.913
4	18:20:07.218	51.339	+0.544	18.555	16.457	16.327
5	18:20:58.013	50.795	18.495	16.443	15.857	
6	18:21:49.173	51.160	+0.365	18.519	16.363	16.278
7	18:23:42.800	1:53.627	+1:02.832	1:21.088	16.718	15.821
8	18:24:33.598	50.798	+0.003	18.600	16.443	15.755
9	18:25:24.518	50.920	+0.125	18.571	16.486	15.863

Lap	Time of Day	Lap Tm	Diff	S1 Tm	S2 Tm	S3 Tm
(815) Moritz Wolber						
1	18:18:05.827	52.055	+1.228	19.257	16.822	15.976
2	18:18:56.864	51.037	+0.210	18.651	16.560	15.826
3	18:19:48.239	51.376	+0.548	18.458	16.467	16.450
4	18:22:45.291	2:57.052	+2:06.225	2:24.466	16.665	15.921
5	18:23:36.118	50.827	15.825	16.435		
6	18:24:26.952	50.834	+0.007	18.595	16.401	15.838
7	18:25:18.073	51.121	+0.294	18.424	16.371	16.326

Lap	Time of Day	Lap Tm	Diff	S1 Tm	S2 Tm	S3 Tm
(853) Devin Leon Ucar						
1	18:17:23.488	55.271	+4.363	21.203	17.439	16.629
2	18:18:16.943	53.455	+2.547	20.366	16.981	16.108
3	18:19:09.234	52.291	+1.383	19.508	16.781	16.002
4	18:20:00.340	51.106	+0.198	18.674	16.494	15.938
5	18:20:51.376	51.036	+0.128	18.629	16.486	15.921
6	18:21:42.366	50.990	+0.082	18.702	16.430	15.858
7	18:22:33.311	50.945	+0.037	18.663	16.400	15.882
8	18:23:24.219	50.908	16.377	15.901		
9	18:24:15.159	50.940	+0.032	18.653	16.432	15.855
10	18:25:06.138	50.979	+0.071	18.645	16.444	15.890

Lap	Time of Day	Lap Tm	Diff	S1 Tm	S2 Tm	S3 Tm
(845) Jan Waibel						
1	18:17:02.180	54.002	+3.015	20.335	17.107	16.560
2	18:17:54.289	52.109	+1.122	19.062	16.905	16.142
3	18:18:45.707	51.418	+0.431	18.888	16.603	15.927
4	18:19:36.998	51.291	+0.304	18.825	16.534	15.932
5	18:20:28.230	51.232	+0.245	18.803	16.539	15.890

Lap	Time of Day	Lap Tm	Diff	S1 Tm	S2 Tm	S3 Tm
(855) Matti Klasen						
6	18:21:19.279	51.049	+0.062	18.670	16.480	15.899
7	18:22:10.266	50.987	18.624	16.463	15.900	
8	18:23:01.289	51.023	+0.036	18.643	16.512	15.868
9	18:23:52.660	51.371	+0.384	18.683	16.717	15.971
10	18:24:44.633	51.973	+0.986	18.984	17.007	15.982
11	18:25:35.809	51.176	+0.189	18.671	16.505	16.000

Lap	Time of Day	Lap Tm	Diff	S1 Tm	S2 Tm	S3 Tm
(811) Karl Schmiederer						
1	18:17:09.189	53.116	+1.962	19.426	17.340	16.350
2	18:18:01.271	52.082	+0.928	19.310	16.802	15.970
3	18:18:52.675	51.404	+0.250	18.783	16.641	15.980
4	18:19:43.871	51.196	+0.042	18.677	16.613	15.906
5	18:20:35.839	51.968	+0.814	18.985	16.767	16.216
6	18:21:26.993	51.154	18.646	16.582	15.926	
7	18:22:18.323	51.330	+0.176	18.713	16.643	15.974
8	18:23:10.789	52.466	+1.312	18.755	16.580	17.131
9	18:24:02.970	1:42.181	+51.027	1:08.167	17.901	16.113
10	18:25:46.008	53.038	+1.884	18.821	16.766	17.451

Lap	Time of Day	Lap Tm	Diff	S1 Tm	S2 Tm	S3 Tm
(899) Luke Neubauer						
1	18:17:52.751	52.576	+1.361	19.461	16.968	16.147
2	18:18:44.624	51.873	+0.658	19.082	16.756	16.035
3	18:19:36.025	51.401	+0.186	18.832	16.597	15.972
4	18:20:27.283	51.258	+0.043	18.829	16.537	15.892
5	18:21:18.567	51.284	+0.069	18.798	16.531	15.955
6	18:22:09.782	51.215	18.733	16.527	15.955	
7	18:23:01.005	51.223	+0.008	18.730	16.494	15.999
8	18:23:53.186	52.181	+0.966	19.123	17.084	15.974
9	18:24:44.455	51.269	+0.054	18.760	16.556	15.953
10	18:25:36.730	52.275	+1.060	18.655	16.497	17.123

Lap	Time of Day	Lap Tm	Diff	S1 Tm	S2 Tm	S3 Tm
(877) Niklas Hirsch						
1	18:17:15.240	53.563	+2.220	20.093	17.219	16.251
2	18:18:07.113	51.873	+0.530	18.918	16.953	16.002
3	18:18:58.834	51.721	+0.378	18.965	16.735	16.021
4	18:19:50.422	51.588	+0.245	18.878	16.730	15.980
5	18:20:41.797	51.375	+0.032	18.784	16.644	15.947
6	18:21:33.140	51.343	18.793	16.597	15.953	
7	18:22:25.739	52.599	+1.256	19.943	16.690	15.966
8	18:23:17.214	51.475	+0.132	18.868	16.673	15.934
9	18:24:08.867	51.653	+0.310	18.981	16.734	15.938
10	18:25:00.232	51.365	+0.022	18.780	16.688	15.897
11	18:25:52.835	52.603	+1.260	18.872	16.722	17.009

Lap	Time of Day	Lap Tm	Diff	S1 Tm	S2 Tm	S3 Tm
(877) Niklas Hirsch						
1	18:18:26.487	54.401	+0.739	19.354	17.574	17.473
2	18:19:20.149	53.662	19.390	16.905	17.367	
3	18:24:06.459	4:46.310	+3:52.648	3:56.826	23.143	26.341



X30 SENIOR

Test-Session 4 even

Track length: 1.190 Km

Session Started: 18:30:00

Best Lap by: 822 - Elia Weiss - 50.104

Rank	#	Driver	Nat	Sponsor Entrant	Nat	License E-License	Make	laps	Best Lap	Diff	In Lap	Penalty
1	822	Elia Weiss	DEU	DSK e.V. Ja zum Motorsport SIM-ON	DEU	ITE38504 KBF39246	Kosmic/IAME/Komet	10	50.104		6	
2	928	Yoeri Schoens	NLD	LAREA GT1 Racing	DEU	ITE45664 BIF39725	Tony Kart/IAME/Komet	11	50.355	0.251	8	
3	854	Daniel Brozovic	DEU	Valier Motorsport	DEU	ITE 42036 KBF39300	Energy/IAME/Komet	11	50.396	0.292	8	
4	930	Tom Muhler	DEU	Larea GT1Racing	DEU	NKA42626 KBF39725	OTK/IAME/Komet	11	50.424	0.320	9	
5	812	Rocco Curcio	DEU	ADAC Württemberg e.V. AT-Motorsport	DEU	ITE29607 KBF38996	Exprit/IAME/Komet	11	50.468	0.364	4	
6	830	Max Hezel	DEU	ADAC Hessen-Thüringen e.V. CV Performance Group	DEU	ITF38265 BIF38321	KR/IAME/Komet	10	50.514	0.410	3	
7	998	Niels Tröger	DEU	Apex Performance	DEU	ITC-C18256 KBF38438	Maranello/IAME/Komet	11	50.564	0.460	6	
8	808	Eric Wess	DEU	Kartshop Ampfing	DEU	ITE44964 KBF25142	Drago Corse/IAME/Komet	11	50.568	0.464	10	
9	836	Max Ohsenbrink	DEU	KSL Racing Team	DEU	ITE18670 KBF1304585	Alonso/IAME/Komet	11	50.576	0.472	8	
10	806	Moritz Fischer	DEU	ADAC Pfalz e.V. DUTT MOTORSP. by FENSTER.COM	LUX	NKA26409 IBLK867	Tony Kart/IAME/Komet	11	50.581	0.477	10	
11	920	Donar Munding	LIE	Stern Motorsport	DEU	ITC-C1449 BIC38195	KR/IAME/Komet	11	50.589	0.485	6	
12	890	Leonard Hocker	DEU	RS-Motorsport	DEU	NKA22440 KBF40372	CRG/IAME/Komet	11	50.622	0.518	6	
13	820	Felix Maurer	DEU	DUTT MOTORSPORT by FENSTER.com	LUX	NKA41244 IBLK867	Tony Kart/IAME/Komet	11	50.628	0.524	3	
14	888	Louis Schütze	DEU	Ebert Motorsport	DEU	ITE 17941 KBF38528	OTK/IAME/Komet	11	50.670	0.566	5	
15	816	Elias Schorneck	DEU	VDB Kart Racing	DEU	ITE40538 KBF10478	Tony Kart/IAME/Komet	11	50.692	0.588	6	
16	884	Davin Singer	DEU	ADAC Südbaden e.V. CV Performance Group	DEU	ITE 23384 BIF38321	KR/IAME/Komet	11	50.722	0.618	7	
17	844	Kevin Wagner	DEU	MSC-Langenfeld e. V. im ADAC TB Racing Team	DEU	ITE 11828 KBF38262	KR/IAME/Komet	5	50.991	0.887	4	
18	940	Tobias Hinterstoßer	DEU	Ebert Motorsport	DEU	ITG39211 KBF38528	LN/IAME/Komet	11	51.019	0.915	9	
19	904	Tobias Feeser	DEU	Sonja Feeser	DEU	ITE13863 BEK1198789	KR/IAME/Komet	9	51.099	0.995	9	
20	872	Tobias Burgstahler	DEU	ADAC Württemberg e.V. Stern Motorsport	DEU	NKA38364 KBF38195	KR/IAME/Komet	11	51.680	1.576	8	
21	814	Nina Aptsiauri	GEO	CRG Deutschland	DEU	ITF230054 KBF16122	CRG/IAME/Komet	9	51.973	1.869	8	


Timekeeper
M.Riehmers

Race Director
H.Seidel

Page 1/1

These results are provisional until the conclusion of any judicial and technical matters!

Printed: 20.09.2024 / 18:41



INT. ADAC Kartrennen Wackersdorf

X30 SENIOR

Pro Kart Raceland Wackersdorf 1,190 Km

Test-Session 4 even

20.09.2024 18:30

Practice (10:00 Time) started at 18:30:00

Lap	Time of Day	Lap Tm	Diff	S1 Tm	S2 Tm	S3 Tm
(822) Elia Weiss						
1	18:32:42.497	52.004	+1.900	19.241	16.773	15.990
2	18:33:33.307	50.810	+0.706	18.572	16.461	15.777
3	18:34:23.747	50.440	+0.336	18.415	16.307	15.718
4	18:35:13.962	50.215	+0.111	18.329	16.238	15.648
5	18:36:04.164	50.202	+0.098	18.323	16.205	15.674
6	18:36:54.268	50.104		18.243	16.195	15.666
7	18:37:44.531	50.263	+0.159	18.368	16.262	15.633
8	18:38:34.686	50.155	+0.051	18.266	16.151	15.738
9	18:39:24.807	50.121	+0.017	18.337	16.181	15.603
10	18:40:16.179	51.372	+1.268	18.255	16.216	16.901

Lap	Time of Day	Lap Tm	Diff	S1 Tm	S2 Tm	S3 Tm
(928) Yoeri Schoens						
1	18:32:04.198	52.789	+2.434	19.795	16.927	16.067
2	18:32:56.116	51.918	+1.563	19.178	16.797	15.943
3	18:33:47.010	50.894	+0.539	18.690	16.378	15.826
4	18:34:37.747	50.737	+0.382	18.529	16.359	15.849
5	18:35:28.360	50.613	+0.258	18.501	16.371	15.741
6	18:36:18.998	50.698	+0.283	18.501	16.367	15.770
7	18:37:09.686	50.688	+0.333	18.563	16.373	15.752
8	18:38:00.041	50.355		18.404	16.271	15.680
9	18:38:50.510	50.469	+0.114	18.432	16.356	15.681
10	18:39:41.093	50.583	+0.228	18.393	16.348	15.842
11	18:40:32.622	51.529	+1.174	18.507	16.475	16.547

Lap	Time of Day	Lap Tm	Diff	S1 Tm	S2 Tm	S3 Tm
(854) Daniel Brozovic						
1	18:31:59.858	51.712	+1.316	19.027	16.757	15.928
2	18:32:50.955	51.097	+0.701	18.675	16.540	15.882
3	18:33:41.845	50.890	+0.494	18.725	16.359	15.806
4	18:34:32.406	50.561	+0.165	18.473	16.331	15.757
5	18:35:23.656	51.250	+0.854	19.084	16.428	15.738
6	18:36:14.213	50.557	+0.161	18.455	16.348	15.754
7	18:37:04.828	50.615	+0.219	18.432	16.339	15.844
8	18:37:55.224	50.396		18.431	16.276	15.689
9	18:38:46.040	50.816	+0.420	18.529	16.557	15.730
10	18:39:36.621	50.581	+0.185	18.464	16.348	15.769
11	18:40:27.370	50.749	+0.353	18.498	16.422	15.829

Lap	Time of Day	Lap Tm	Diff	S1 Tm	S2 Tm	S3 Tm
(930) Tom Muhlner						
1	18:32:03.260	52.282	+1.858	19.293	16.864	16.125
2	18:32:55.335	52.075	+1.651	18.813	17.209	16.053
3	18:33:46.164	50.829	+0.405	18.507	16.478	15.844
4	18:34:37.204	51.040	+0.616	18.403	16.779	15.858
5	18:35:27.961	50.757	+0.333	18.586	16.405	15.766
6	18:36:18.637	50.676	+0.252	18.402	16.468	15.806
7	18:37:09.201	50.564	+0.140	18.390	16.394	15.780
8	18:37:59.736	50.535	+0.111	18.351	16.432	15.752
9	18:38:50.160	50.424		18.388	16.302	15.734
10	18:39:40.861	50.701	+0.277	18.368	16.553	15.780
11	18:40:31.357	50.496	+0.072	18.370	16.349	15.777

Lap	Time of Day	Lap Tm	Diff	S1 Tm	S2 Tm	S3 Tm
(812) Rocco Curcio						
1	18:32:00.128	51.688	+1.220	19.047	16.752	15.889
2	18:32:51.173	51.045	+0.577	18.652	16.578	15.815
3	18:33:42.131	50.958	+0.490	18.635	16.504	15.819
4	18:34:32.599	50.468		18.418	16.337	15.713
5	18:35:23.365	50.766	+0.298	18.698	16.397	15.671
6	18:36:13.923	50.558	+0.090	18.419	16.414	15.725
7	18:37:04.443	50.520	+0.052	18.379	16.421	15.720
8	18:37:54.993	50.550	+0.082	18.394	16.433	15.723
9	18:38:45.688	50.695	+0.227	18.462	16.454	15.779
10	18:39:36.193	50.505	+0.037	18.426	16.293	15.786
11	18:40:26.779	50.586	+0.118	18.452	16.297	15.837

Lap	Time of Day	Lap Tm	Diff	S1 Tm	S2 Tm	S3 Tm
(830) Max Hezel						
1	18:32:19.060	51.617	+1.103	19.023	16.664	15.930
2	18:33:09.974	50.914	+0.400	18.641	16.481	15.792
3	18:34:00.488	50.514		18.460	16.381	15.673
4	18:34:51.118	50.630	+0.116	18.422	16.466	15.742
5	18:35:41.937	50.819	+0.305	18.448	16.308	16.063
6	18:36:32.540	50.603	+0.089	18.454	16.391	15.758
7	18:37:23.226	50.686	+0.172	18.472	16.455	15.759
8	18:38:13.851	50.625	+0.111	18.510	16.370	15.745

Lap	Time of Day	Lap Tm	Diff	S1 Tm	S2 Tm	S3 Tm
9	18:39:04.468	50.617	+0.103	18.530	16.333	15.754
10	18:39:58.764	54.296	+3.782	18.468	16.600	19.228

Lap	Time of Day	Lap Tm	Diff	S1 Tm	S2 Tm	S3 Tm
(998) Niels Tröger						
1	18:32:04.423	51.982	+1.418	19.206	16.774	16.002
2	18:32:55.597	51.174	+0.610	18.745	16.499	15.930
3	18:33:46.325	50.728	+0.164	18.488	16.439	15.801
4	18:34:37.058	50.733	+0.169	18.402	16.501	15.830
5	18:35:27.783	50.725	+0.161	18.547	16.408	15.770
6	18:36:18.347	50.564		18.375	16.385	15.804
7	18:37:08.966	50.619	+0.055	18.438	16.392	15.789
8	18:37:59.555	50.589	+0.025	18.410	16.392	15.787
9	18:38:50.049	52.494	+1.930	18.872	17.057	16.565
10	18:39:42.631	50.582	+0.018	18.447	16.395	15.740
11	18:40:33.286	50.655	+0.091	18.417	16.427	15.811

Lap	Time of Day	Lap Tm	Diff	S1 Tm	S2 Tm	S3 Tm
(808) Eric Wess						
1	18:32:01.427	52.004	+1.436	19.211	16.737	16.056
2	18:32:52.543	51.116	+0.548	18.751	16.482	15.883
3	18:33:43.499	50.956	+0.388	18.683	16.416	15.857
4	18:34:34.260	50.761	+0.193	18.524	16.339	15.898
5	18:35:25.193	50.933	+0.365	18.582	16.500	15.851
6	18:36:16.566	51.373	+0.805	19.118	16.377	15.878
7	18:37:07.245	50.679	+0.111	18.458	16.429	15.792
8	18:37:57.918	50.673	+0.105	18.519	16.310	15.844
9	18:38:48.592	50.674	+0.106	18.489	16.401	15.784
10	18:39:39.160	50.568		18.457	16.339	15.772
11	18:40:29.934	50.774	+0.206	18.523	16.318	15.933

Lap	Time of Day	Lap Tm	Diff	S1 Tm	S2 Tm	S3 Tm
(836) Max Ohnsenbrink						
1	18:32:03.746	52.181	+1.605	19.499	16.725	15.957
2	18:32:55.047	51.301	+0.725	18.700	16.669	15.932
3	18:33:45.839	50.792	+0.216	18.644	16.400	15.748
4	18:34:36.662	50.823	+0.247	18.590	16.361	15.872
5	18:35:27.410	50.748	+0.172	18.583	16.414	15.751
6	18:36:17.989	50.579	+0.003	18.518	16.289	15.772
7	18:37:08.635	50.646	+0.070	18.521	16.389	15.736
8	18:37:59.211	50.576		18.485	16.363	15.728
9	18:38:49.824	50.613	+0.037	18.556	16.324	15.733
10	18:39:40.470	50.646	+0.070	18.517	16.382	15.747
11	18:40:31.122	50.652	+0.076	18.482	16.413	15.757

Lap	Time of Day	Lap Tm	Diff	S1 Tm	S2 Tm	S3 Tm
(806) Moritz Fischer						
1	18:32:01.888	51.919	+1.338	19.140	16.742	16.037
2	18:32:52.986	51.098	+0.517	18.628	16.593	15.877
3	18:33:43.786	50.800	+0.219	18.549	16.456	15.795
4	18:34:34.552	50.766	+0.185	18.456	16.488	15.822
5	18:35:25.374	50.822	+0.241	18.458	16.594	15.770
6	18:36:16.248	50.874	+0.293	18.626	16.418	15.830
7	18:37:06.876	50.628	+0.047	18.436	16.350	15.842
8	18:37:57.636	50.760	+0.179	18.567	16.411	15.782
9	18:38:48.297	50.661	+0.080	18.411	16.370	15.880
10	18:39:38.878	50.581		18.407	16.390	15.784
11	18:40:29.679	50.801	+0.220	18.502	16.430	15.869

Lap	Time of Day	Lap Tm	Diff	S1 Tm	S2 Tm	S3 Tm
(920) Donar Munding						
1	18:31:57.831	53.570	+2.981	20.211	17.188	16.171
2	18:32:49.383	51.552	+0.963	18.943	16.707	15.902
3	18:33:40.392	51.009	+0.420	18.654	16.543	15.812
4	18:34:31.278	50.886	+0.297	18.633	16.466	15.787
5	18:35:22.327	53.049	+2.460	20.583	16.574	15.892
6	18:36:14.916	50.589		18.425	16.375	15.789
7	18:37:05.529	50.613	+0.024	18.466	16.384	15.763</

INT. ADAC Kartrennen Wackersdorf

X30 SENIOR

Pro Kart Raceland Wackersdorf 1,190 Km

Test-Session 4 even

20.09.2024 18:30

Practice (10:00 Time) started at 18:30:00

Lap	Time of Day	Lap Tm	Diff	S1 Tm	S2 Tm	S3 Tm
6	18:36:13.645	50.622		18.531	16.384	15.707
7	18:37:04.942	51.297	+0.675	18.508	16.712	16.077
8	18:37:55.570	50.628	+0.006	18.514	16.417	15.697
9	18:38:46.220	50.660	+0.028	18.511	16.433	15.706
10	18:39:37.658	51.438	+0.816	18.635	16.820	15.983
11	18:40:29.107	51.449	+0.827	18.814	16.685	15.950

(820) Felix Maurer

1	18:31:59.329	51.702	+1.074	19.142	16.672	15.888
2	18:32:50.232	50.903	+0.275	18.720	16.470	15.713
3	18:33:40.860	50.628		18.585	16.350	15.693
4	18:34:31.564	50.704	+0.076	18.513	16.492	15.699
5	18:35:22.720	51.156	+0.528	18.987	16.386	15.783
6	18:36:13.452	50.732	+0.104	18.576	16.334	15.822
7	18:37:04.138	50.686	+0.058	18.532	16.362	15.792
8	18:37:54.775	50.637	+0.009	18.562	16.314	15.761
9	18:38:45.850	51.075	+0.447	18.812	16.493	15.770
10	18:39:36.824	50.974	+0.346	18.774	16.468	15.732
11	18:40:27.466	50.642	+0.014	18.559	16.351	15.732

(888) Louis Schütze

1	18:32:03.466	52.228	+1.558	19.261	16.869	16.098
2	18:32:55.511	52.045	+1.375	19.137	16.758	16.150
3	18:33:46.654	51.143	+0.473	18.924	16.444	15.775
4	18:34:37.402	50.748	+0.078	18.569	16.431	15.748
5	18:35:28.072	50.670		18.550	16.419	15.701
6	18:36:18.809	50.737	+0.067	18.571	16.437	15.729
7	18:37:09.907	51.098	+0.428	18.536	16.675	15.887
8	18:38:00.701	50.794	+0.124	18.567	16.456	15.771
9	18:38:51.640	50.939	+0.269	18.606	16.419	15.914
10	18:39:42.502	50.862	+0.192	18.572	16.422	15.868
11	18:40:33.681	51.179	+0.509	18.868	16.461	15.850

(816) Elias Schorneck

1	18:32:10.073	52.671	+1.979	19.497	16.959	16.215
2	18:33:01.530	51.457	+0.765	18.959	16.610	15.888
3	18:33:52.662	51.132	+0.440	18.718	16.615	15.799
4	18:34:43.654	50.992	+0.300	18.645	16.591	15.756
5	18:35:34.632	50.978	+0.286	18.611	16.561	15.806
6	18:36:25.324	50.692		18.567	16.416	15.709
7	18:37:16.176	50.852	+0.160	18.645	16.405	15.802
8	18:38:06.921	50.745	+0.053	18.618	16.358	15.769
9	18:38:57.634	50.713	+0.021	18.569	16.417	15.727
10	18:39:48.456	50.822	+0.130	18.610	16.350	15.862
11	18:40:39.230	50.774	+0.082	18.622	16.378	15.774

(884) Davin Singer

1	18:31:58.983	52.435	+1.713	19.510	16.920	16.005
2	18:32:50.805	51.822	+1.100	19.309	16.600	15.913
3	18:33:42.076	51.271	+0.549	18.615	16.706	15.950
4	18:34:33.319	51.243	+0.521	18.762	16.534	15.947
5	18:35:24.456	51.137	+0.415	18.696	16.630	15.811
6	18:36:15.180	50.724	+0.002	18.498	16.431	15.795
7	18:37:05.902	50.722		18.526	16.396	15.800
8	18:37:56.732	50.830	+0.108	18.589	16.449	15.792
9	18:38:47.526	50.794	+0.072	18.547	16.438	15.809
10	18:39:38.320	50.794	+0.072	18.553	16.458	15.783
11	18:40:29.887	51.567	+0.845	18.550	16.522	16.495

(844) Kevin Wagner

1	18:31:56.923	52.570	+1.579	19.513	16.869	16.188
2	18:32:48.349	51.426	+0.435	18.933	16.522	15.971
3	18:33:39.450	51.101	+0.110	18.749	16.482	15.870
4	18:34:30.441	50.991		18.644	16.478	15.849
5	18:35:21.616	1:23.175	+32.184	18.683	32.924	31.568

(940) Tobias Hinterstoißer

1	18:32:11.521	53.280	+2.261	19.990	17.178	16.112
2	18:33:04.709	53.188	+2.169	18.979	16.711	17.498
3	18:33:57.425	52.716	+1.697	20.008	16.714	15.994
4	18:34:48.543	51.118	+0.099	18.684	16.584	15.850
5	18:35:40.142	51.599	+0.580	18.694	16.605	16.300
6	18:36:33.781	53.639	+2.620	21.113	16.649	15.877
7	18:37:24.904	51.123	+0.104	18.650	16.601	15.872

Lap	Time of Day	Lap Tm	Diff	S1 Tm	S2 Tm	S3 Tm
8	18:38:15.986	51.082	+0.063	18.635	16.631	15.816
9	18:39:07.005	51.019		18.641	16.562	15.816
10	18:39:58.031	51.026	+0.007	18.673	16.526	15.827
11	18:40:50.826	52.795	+1.776	18.726	16.548	17.521

(904) Tobias Feeser

1	18:32:09.819	52.652	+1.553	19.440	17.045	16.167
2	18:33:01.311	51.492	+0.393	18.858	16.693	15.941
3	18:33:52.503	51.192	+0.093	18.698	16.616	15.878
4	18:34:43.783	51.280	+0.181	18.618	16.506	16.156
5	18:36:44.609	2:00.826	+1:09.727	1:28.147	16.701	15.978
6	18:37:35.812	51.203	+0.104	18.750	16.545	15.908
7	18:38:27.046	51.234	+0.135	18.854	16.522	15.858
8	18:39:18.181	51.135	+0.036	18.667	16.559	15.909
9	18:40:09.280	51.099		18.703	16.496	15.900

(872) Tobias Burgstahler

1	18:32:06.555	53.178	+1.498	19.515	17.251	16.412
2	18:32:58.814	52.259	+0.579	19.178	16.902	16.179
3	18:33:50.672	51.858	+0.178	18.902	16.837	16.119
4	18:34:42.904	52.232	+0.552	19.208	16.894	16.130
5	18:35:35.257	52.353	+0.673	19.093	17.148	16.112
6	18:36:27.098	51.841	+0.161	18.907	16.856	16.078
7	18:37:18.885	51.787	+0.107	18.856	16.837	16.094
8	18:38:10.565	51.680		18.866	16.784	16.030
9	18:39:02.260	51.695	+0.015	18.915	16.739	16.041
10	18:39:54.234	51.974	+0.294	19.012	16.769	16.193
11	18:40:46.186	51.952	+0.272	19.135	16.768	16.049

(814) Nina Aptsiauri

1	18:32:13.671	55.400	+3.427	20.942	17.858	16.600
2	18:33:07.352	53.681	+1.708	20.142	17.199	16.340
3	18:33:59.541	52.189	+0.216	19.110	16.866	16.213
4	18:34:52.474	52.933	+0.960	19.079	16.908	16.946
5	18:36:38.813	1:46.339	+54.366	1:12.971	17.078	16.290
6	18:37:30.967	52.154	+0.181	19.180	16.867	16.107
7	18:38:23.254	52.287	+0.314	19.072	16.920	16.295
8	18:39:15.227	51.973		18.987	16.844	16.142
9	18:40:07.331	52.104	+0.131	18.956	17.025	16.123



X30 SENIOR

Serie 1

#	Driver	Nat	Sponsor Entrant	Nat	License E-License	Make
806	Moritz Fischer	DEU	ADAC Pfalz e.V. DUTT MOTORSP. by FENSTER.COM	LUX	NKA26409 IBLK867	Tony Kart/IAME/Komet
808	Eric Wess	DEU	Kartshop Amping	DEU	ITE44964 KBF25142	Drago Corse/IAME/Komet
811	Karl Schmiederer	DEU	RS-Motorsport	DEU	ITE39775 KBF40372	CRG/IAME/Komet
812	Rocco Curcio	DEU	ADAC Württemberg e.V. AT-Motorsport	DEU	ITE29607 KBF38996	Exprit/IAME/Komet
814	Nina Aptsiauri	GEO	CRG Deutschland	DEU	ITF230054 KBF18122	CRG/IAME/Komet
820	Felix Maurer	DEU	DUTT MOTORSPORT by FENSTER.com	LUX	NKA41244 IBLK867	Tony Kart/IAME/Komet
821	Manuel Wagner	DEU	RS-Motorsport	DEU	ITE 39259 KBF40372	CRG/IAME/Komet
822	Elia Weiss	DEU	DSK e.V. Ja zum Motorsport SIM-ON	DEU	ITE38504 KBF39246	Kosmic/IAME/Komet
825	Julian Bub	DEU	Dörr Motorsport	DEU	ITF45440 BIC38420	KR/IAME/Komet
829	Lutz Ohsenbrink	DEU	KSL Racing Team	DEU	ITE40759 KBF1304585	Alonso/IAME/Komet
830	Max Hezel	DEU	ADAC Hessen-Thüringen e.V. CV Performance Group	DEU	ITF38265 BIF38321	KR/IAME/Komet
835	Jarno Wiese	DEU	VDB Kart Racing	DEU	ITE 40767 KBF10478	OTK/IAME/Komet
845	Jan Waibel	DEU	ADAC Mittelrhein e.V. VDB Kart Racing	DEU	NKA12495 KBF10478	Tony Kart/IAME/Komet
854	Daniel Brozovic	DEU	Valier Motorsport	DEU	ITE 42036 KBF39300	Energy/IAME/Komet
881	Jacob Trost	DEU	ADAC Hessen-Thüringen e.V. DUTT MOTORSPORT by FENSTER.COM	LUX	NKA41233 IDCK867	Tony Kart/IAME/Komet
884	Davin Singer	DEU	ADAC Südbaden e.V. CV Performance Group	DEU	ITE 23384 BIF38321	KR/IAME/Komet
895	Phil Colin Streng	DEU	ADAC Württemberg e.V. Ebert Motorsport	DEU	ITE42785 EL38528	LN/IAME/Komet
899	Luke Neubauer	DEU	AT Motorsport	DEU	ITE45043 KBF38996	OTK/IAME/Komet
919	Zino Fahke	DEU	Larea GT1 Racing	DEU	ITE 16367 KBF39725	Kosmic/IAME/Komet
921	Janec Mike Gabrich	DEU	ADAC Berlin-Brandenburg e.V. LAREA GT1 RACING	DEU	NKA38939 KBF39725	Kosmic/IAME /Komet
929	Nico Hantke	DEU	VDB Kart Racing	DEU	ITC-C11673 KBF42053	Tony Kart/IAME/Komet
940	Tobias Hinterstoiber	DEU	Ebert Motorsport	DEU	ITG39211 KBF38528	LN/IAME/Komet

X30 SENIOR

Serie 2

#	Driver	Nat	Sponsor Entrant	Nat	License E-License	Make
807	Marlon Vatter	DEU	AT Motorsport	DEU	ITF38543 KBF38543	Exprit/IAME/Komet
809	Luis Esser	DEU	RMW Motorsport	DEU	ITE 11661 KBF39010	OTK/IAME/Komet
815	Moritz Wolber	DEU	ADAC Südbaden e.V. NEES RACING	DEU	NKA16641 BIF17863	Maranello/IAME/Komet
816	Elias Schorneck	DEU	VDB Kart Racing	DEU	ITE40538 KBF10478	Tony Kart/IAME/Komet
817	Maximilian Engelstädter	DEU	Dörr Motorsport	DEU	NKA40565 BIF38420	KR/IAME/Komet
823	Jason Bralic	NLD	SIM-ON	DEU	ITF46957 KBF39246	Kosmic/IAME/Komet
836	Max Ohsenbrink	DEU	KSL Racing Team	DEU	ITE18670 KBF1304585	Alonso/IAME/Komet
844	Kevin Wagner	DEU	MSC-Langefeld e. V. im ADAC TB Racing Team	DEU	ITE 11828 KBF38262	KR/IAME/Komet
853	Devin Leon Ucar	DEU	ADAC Pfalz e.V. PCH Racing	DEU	ITF40418 KBF39956	Tony Kart /IAME/Komet
855	Matti Klasen	DEU	DSK e.V. Ja zum Motorsport RMW Motorsport	DEU	ITE13782 BIC39010	Tony Kart/IAME/Komet
872	Tobias Burgstahler	DEU	ADAC Württemberg e.V. Stern Motorsport	DEU	NKA38364 KBF38195	KR/IAME/Komet
877	Niklas Hirsch	DEU	MSC-Langefeld e. V. im ADAC SIM-ON	DEU	ITF39320 KBF39246	Kosmic/IAME/Komet
885	Carl Luthardt	DEU	Falcon Racing Team	NLD	ITE 37029 IBL11345	Falcon/IAME/Komet
887	Torben Gründahl	DEU	MSC Groß Dolln e.V. im ADAC CV Performance Group	DEU	ITC-C14120 BIF38321	KR/IAME/Komet
888	Louis Schütze	DEU	Ebert Motorsport	DEU	ITE 17941 KBF38528	OTK/IAME/Komet
890	Leonard Hocker	DEU	RS-Motorsport	DEU	NKA22440 KBF40372	CRG/IAME/Komet
891	Luka Koullen	NLD	PCH Racing	DEU	NKA50483 BIF39956	LN/IAME/Komet
904	Tobias Feeser	DEU	Sonja Feeser	DEU	ITE13863 BEK1198789	KR/IAME/Komet
920	Donar Munding	LIE	Stern Motorsport	DEU	ITC-C1449 BIC38195	KR/IAME/Komet
928	Yoen Schoens	NLD	LAREA GT1 Racing	DEU	ITE45664 BIF39725	Tony Kart/IAME/Komet
930	Tom Muhler	DEU	Larea GT1Racing	DEU	NKA42626 KBF39725	OTK/IAME/Komet
998	Niels Tröger	DEU	Apex Performance	DEU	ITC-C18256 KBF38438	Maranello/IAME/Komet

X30 SENIOR

Free Practice Serie 1

Track length: 1.190 Km

Session Started: 9:44:59

Best Lap by: 895 - Phil Colin Strenge - 49.862

Rank	#	Driver	Nat	Sponsor Entrant	Nat	License E-License	Make	laps	Best Lap	Diff	In Lap	Penalty
1	895	Phil Colin Strenge	DEU	ADAC Württemberg e.V. Ebert Motorsport	DEU	ITE42785 EL38528	LN/IAME/Komet	9	49.862		9	
2	822	Elja Weiss	DEU	DSK e.V. Ja zum Motorsport SIM-ON	DEU	ITE38504 KBF39246	Kosmic/IAME/Komet	7	49.940	0.078	7	
3	830	Max Hezel	DEU	ADAC Hessen-Thüringen e.V. CV Performance Group	DEU	ITF38265 BIF38321	KR/IAME/Komet	8	50.092	0.230	6	
4	820	Felix Maurer	DEU	DUTT MOTORSPORT by FENSTER.com	LUX	NKA41244 IBLK867	Tony Kart/IAME/Komet	10	50.108	0.246	6	
5	929	Nico Hantke	DEU	VDB Kart Racing	DEU	ITC-C11673 KBF42053	Tony Kart/IAME/Komet	10	50.139	0.277	8	
6	812	Rocco Curcio	DEU	ADAC Württemberg e.V. AT-Motorsport	DEU	ITE29607 KBF38996	Exprit/IAME/Komet	9	50.151	0.289	6	
7	829	Lutz Ohsenbrink	DEU	KSL Racing Team	DEU	ITE40759 KBF1304585	Alonso/IAME/Komet	8	50.174	0.312	6	
8	854	Daniel Brozovic	DEU	Valier Motorsport	DEU	ITE 42036 KBF39300	Energy/IAME/Komet	9	50.183	0.321	6	
9	825	Julian Bub	DEU	Dörr Motorsport	DEU	ITF45440 BIC38420	KR/IAME/Komet	9	50.202	0.340	8	
10	808	Eric Wess	DEU	Kartshop Ampfing	DEU	ITE44964 KBF25142	Drago Corse/IAME/Komet	9	50.318	0.456	6	
11	821	Manuel Wagner	DEU	RS-Motorsport	DEU	ITE 39259 KBF40372	CRG/IAME/Komet	9	50.356	0.494	6	
12	806	Moritz Fischer	DEU	ADAC Pfalz e.V. DUTT MOTORSP. by FENSTER.COM	LUX	NKA26409 IBLK867	Tony Kart/IAME/Komet	9	50.358	0.496	6	
13	884	Davin Singer	DEU	ADAC Südbaden e.V. CV Performance Group	DEU	ITE 23384 BIF38321	KR/IAME/Komet	8	50.395	0.533	7	
14	881	Jacob Trost	DEU	ADAC Hessen-Thüringen e.V. DUTT MOTORSPORT by FENSTER.COM	LUX	NKA41233 IDCK867	Tony Kart/IAME/Komet	9	50.431	0.569	7	
15	835	Jarno Wiese	DEU	VDB Kart Racing	DEU	ITE 40767 KBF10478	OTK/IAME/Komet	10	50.464	0.602	7	
16	919	Zino Fahlke	DEU	Larea GT1 Racing	DEU	ITE 16367 KBF39725	Kosmic/IAME/Komet	9	50.653	0.791	9	
17	940	Tobias Hinterstoißer	DEU	Ebert Motorsport	DEU	ITG39211 KBF38528	LN/IAME/Komet	10	50.660	0.798	10	
18	845	Jan Waibel	DEU	ADAC Mittelrhein e.V. VDB Kart Racing	DEU	NKA12495 KBF10478	Tony Kart/IAME/Komet	10	50.671	0.809	7	
19	899	Luke Neubauer	DEU	AT Motorsport	DEU	ITE45043 KBF38996	OTK/IAME/Komet	9	50.833	0.971	7	
20	811	Karl Schmiederer	DEU	RS-Motorsport	DEU	ITE39775 KBF40372	CRG/IAME/Komet	9	50.994	1.132	6	
21	921	Janec Mike Gabrich	DEU	ADAC Berlin-Brandenburg e.V. LAREA GT1 RACING	DEU	NKA38939 KBF39725	Kosmic/IAME /Komet	9	51.139	1.277	5	
22	814	Nina Aptsiauri	GEO	CRG Deutschland	DEU	ITF230054 KBF18122	CRG/IAME/Komet	10	51.943	2.081	8	

Timekeeper
M.Riehmers

Race Director
H.Seidel

Page 1/1

These results are provisional until the conclusion of any judicial and technical matters!

Printed: 21.09.2024 / 10:00



INT. ADAC Kartrennen Wackersdorf

X30 SENIOR

Free Practice Serie 1

Practice (10:00 Time) started at 9:44:59

Pro Kart Raceland Wackersdorf 1,190 Km

21.09.2024 09:45

Lap	Time of Day	Lap Tm	Diff	S1 Tm	S2 Tm	S3 Tm
(895) Phil Colin Strenge						
1	9:48:46.721	53.503	+3.641	19.929	17.353	16.221
2	9:49:37.991	51.270	+1.408	18.942	16.537	15.791
3	9:50:28.417	50.426	+0.564	18.456	16.312	15.658
4	9:51:19.207	50.790	+0.928	18.403	16.210	16.177
5	9:52:09.296	50.089	+0.227	18.350	16.136	15.603
6	9:52:59.271	49.975	+0.113	18.301	16.093	15.581
7	9:53:49.209	49.938	+0.076	18.242	16.080	15.616
8	9:54:39.166	49.957	+0.095	18.275	16.090	15.592
9	9:55:29.028	49.862		18.208	16.105	15.549

Lap	Time of Day	Lap Tm	Diff	S1 Tm	S2 Tm	S3 Tm
(822) Elia Weiss						
1	9:50:22.995	54.274	+4.334	20.005	17.507	16.762
2	9:51:14.308	51.313	+1.373	18.956	16.625	15.732
3	9:52:04.828	50.520	+0.580	18.565	16.343	15.612
4	9:52:54.922	50.094	+0.154	18.294	16.229	15.571
5	9:53:44.957	50.035	+0.095	18.238	16.214	15.583
6	9:54:34.945	49.988	+0.048	18.247	16.154	15.587
7	9:55:24.885	49.940		18.229	16.164	15.547

Lap	Time of Day	Lap Tm	Diff	S1 Tm	S2 Tm	S3 Tm
(830) Max Hezel						
1	9:49:31.157	53.301	+3.209	19.857	17.297	16.147
2	9:50:23.252	52.095	+2.003	18.963	16.615	16.517
3	9:51:14.439	51.187	+1.095	18.893	16.584	15.710
4	9:52:05.122	50.683	+0.591	18.581	16.473	15.629
5	9:52:55.266	50.144	+0.052	18.308	16.263	15.573
6	9:53:45.358	50.092		18.282	16.243	15.667
7	9:54:35.502	50.144	+0.052	18.292	16.236	15.616
8	9:55:25.598	50.096	+0.004	18.318	16.203	15.575

Lap	Time of Day	Lap Tm	Diff	S1 Tm	S2 Tm	S3 Tm
(820) Felix Maurer						
1	9:48:06.903	52.583	+2.475	19.689	16.881	16.013
2	9:48:58.264	51.361	+1.253	18.806	16.806	15.749
3	9:49:49.450	51.186	+1.078	18.754	16.643	15.789
4	9:50:39.950	50.500	+0.392	18.515	16.303	15.682
5	9:51:30.221	50.271	+0.163	18.441	16.216	15.614
6	9:52:20.329	50.108		18.338	16.142	15.628
7	9:53:10.564	50.235	+0.127	18.424	16.182	15.629
8	9:54:00.775	50.211	+0.103	18.423	16.129	15.659
9	9:54:50.960	50.185	+0.077	18.364	16.190	15.631
10	9:55:41.947	50.987	+0.879	18.364	16.142	16.481

Lap	Time of Day	Lap Tm	Diff	S1 Tm	S2 Tm	S3 Tm
(929) Nico Hantke						
1	9:47:22.653	56.143	+6.004	21.808	17.900	16.435
2	9:48:15.100	52.447	+2.308	19.641	16.860	15.946
3	9:49:06.112	51.012	+0.873	18.861	16.417	15.734
4	9:49:57.333	51.221	+1.082	18.569	16.886	15.766
5	9:50:47.835	50.502	+0.363	18.595	16.227	15.680
6	9:51:38.570	50.735	+0.596	18.783	16.302	15.650
7	9:52:28.737	50.167	+0.028	18.367	16.202	15.598
8	9:53:18.876	50.139		18.400	16.114	15.625
9	9:54:13.548	54.672	+4.533	18.475	16.411	19.786
10	9:55:04.028	50.480	+0.341	18.566	16.267	15.647

Lap	Time of Day	Lap Tm	Diff	S1 Tm	S2 Tm	S3 Tm
(812) Rocco Curcio						
1	9:48:51.249	52.660	+2.509	19.669	16.973	16.018
2	9:49:42.670	51.421	+1.270	19.015	16.576	15.830
3	9:50:33.224	50.564	+0.403	18.529	16.291	15.734
4	9:51:23.672	50.448	+0.297	18.497	16.283	15.668
5	9:52:13.932	50.260	+0.109	18.410	16.185	15.665
6	9:53:04.083	50.151		18.339	16.162	15.650
7	9:53:54.262	50.179	+0.028	18.329	16.164	15.686
8	9:54:44.458	50.196	+0.045	18.369	16.165	15.662
9	9:55:34.615	50.157	+0.006	18.327	16.176	15.654

Lap	Time of Day	Lap Tm	Diff	S1 Tm	S2 Tm	S3 Tm
(829) Lutz Ohsenbrink						
1	9:49:03.585	55.253	+5.079	20.727	17.736	16.790
2	9:49:58.064	54.479	+4.305	20.580	17.732	16.167
3	9:50:49.131	51.067	+0.893	18.814	16.504	15.749
4	9:51:40.553	51.422	+1.248	18.490	16.456	16.476
5	9:52:30.829	50.276	+0.102	18.385	16.287	15.604
6	9:53:21.003	50.174		18.364	16.218	15.592
7	9:54:11.447	50.444	+0.270	18.289	16.161	15.994

Lap	Time of Day	Lap Tm	Diff	S1 Tm	S2 Tm	S3 Tm
(854) Daniel Brozovic						
8	9:55:01.753	50.306	+0.132	18.324	16.225	15.757
1	9:48:58.071	53.513	+3.330	19.936	17.359	16.218
2	9:49:49.993	51.922	+1.739	19.200	16.842	15.880
3	9:50:41.025	51.032	+0.849	18.898	16.424	15.710
4	9:51:31.503	50.478	+0.295	18.565	16.260	15.653
5	9:52:21.768	50.265	+0.082	18.424	16.233	15.608
6	9:53:11.951	50.183		18.380	16.185	15.618
7	9:54:02.300	50.349	+0.166	18.478	16.183	15.688
8	9:54:52.564	50.264	+0.081	18.378	16.229	15.657
9	9:55:42.814	50.250	+0.067	18.396	16.198	15.656

Lap	Time of Day	Lap Tm	Diff	S1 Tm	S2 Tm	S3 Tm
(825) Julian Bub						
1	9:48:57.564	55.127	+4.925	20.867	17.816	16.444
2	9:49:49.829	52.265	+2.063	19.322	16.984	15.959
3	9:50:41.477	51.648	+1.446	19.263	16.636	15.749
4	9:51:32.134	50.657	+0.455	18.626	16.396	15.635
5	9:52:22.420	50.286	+0.084	18.505	16.203	15.578
6	9:53:12.661	50.241	+0.039	18.426	16.240	15.575
7	9:54:02.962	50.301	+0.099	18.405	16.259	15.637
8	9:54:53.164	50.202		18.394	16.210	15.598
9	9:55:43.577	50.413	+0.211	18.402	16.261	15.750

Lap	Time of Day	Lap Tm	Diff	S1 Tm	S2 Tm	S3 Tm
(808) Eric Wess						
1	9:48:59.441	53.754	+3.436	19.810	17.650	16.294
2	9:49:50.950	51.509	+1.191	19.003	16.590	15.916
3	9:50:41.651	50.701	+0.383	18.612	16.348	15.741
4	9:51:32.359	50.708	+0.390	18.602	16.456	15.650
5	9:52:22.751	50.392	+0.074	18.551	16.192	15.649
6	9:53:13.069	50.318		18.439	16.242	15.637
7	9:54:03.410	50.341	+0.023	18.491	16.173	15.677
8	9:54:53.843	50.433	+0.115	18.425	16.313	15.695
9	9:55:44.194	50.351	+0.033	18.432	16.176	15.743

Lap	Time of Day	Lap Tm	Diff	S1 Tm	S2 Tm	S3 Tm
(821) Manuel Wagner						
1	9:48:51.070	53.365	+3.009	19.818	17.351	16.196
2	9:49:43.092	52.022	+1.666	19.332	16.801	15.889
3	9:50:33.901	50.809	+0.453	18.584	16.522	15.703
4	9:51:24.504	50.603	+0.247	18.495	16.433	15.675
5	9:52:14.952	50.448	+0.092	18.409	16.357	15.682
6	9:53:05.308	50.356		18.420	16.284	15.652
7	9:53:55.742	50.434	+0.078	18.408	16.359	15.667
8	9:54:46.152	50.410	+0.054	18.364	16.332	15.714
9	9:55:37.363	51.211	+0.855	18.404	16.397	16.410

Lap	Time of Day	Lap Tm	Diff	S1 Tm	S2 Tm	S3 Tm
(806) Moritz Fischer						
1	9:48:16.000	55.417	+5.059	21.163	17.567	16.687
2	9:49:08.308	52.308	+1.950	19.493	16.809	16.006
3	9:49:59.464	51.156	+0.798	18.711	16.645	15.800
4	9:50:50.354	50.890	+0.532	18.692	16.475	15.723
5	9:51:40.941	50.587	+0.229	18.515	16.369	15.703
6	9:52:31.299	50.358		18.391	16.283	15.684
7	9:53:21.724	50.425	+0.067	18.401	16.332	15.692
8	9:54:12.193	50.469	+0.111	18.413	16.337	15.719
9	9:55:02.755	50.562	+0.204	18.540	16.324	15.698

Lap	Time of Day	Lap Tm	Diff	S1 Tm	S2 Tm	S3 Tm
(884) Davin Singer						
1	9:49:09.857	54.481	+4.086	20.433	17.538	16.510
2	9:50:01.476	51.619	+1.224	19.109	16.721	15.789
3	9:50:52.236	50.760	+0.365	18.697	16.369	15.694
4	9:51:43.007	50.771	+0.376	18.658	16.387	15.726
5	9:52:33.665	50.658	+0.263	18.731	16.256	15.671
6	9:53:24.088	50.423	+0.028	18.477	16.284	15.662
7	9:54:14.483	50.395		18.473	16.265	15.657
8	9:55:04.895	50.412	+0.017	18.487	16.277	15.648

INT. ADAC Kartrennen Wackersdorf

X30 SENIOR

Pro Kart Raceland Wackersdorf 1,190 Km

Free Practice Serie 1

21.09.2024 09:45

Practice (10:00 Time) started at 9:44:59

Lap	Time of Day	Lap Tm	Diff	S1 Tm	S2 Tm	S3 Tm
7	9:53:28.696	50.431		18.987	16.379	15.665
8	9:54:19.312	50.616	+0.185	18.540	16.413	15.663
9	9:55:09.942	50.630	+0.199	18.432	16.502	15.696

(835) Jarno Wiese

1	9:47:19.729	55.239	+4.775	20.455	18.119	16.665
2	9:48:12.178	52.449	+1.985	19.320	17.006	16.123
3	9:49:03.463	51.285	+0.821	18.935	16.499	15.851
4	9:49:54.262	50.799	+0.335	18.658	16.403	15.738
5	9:50:44.924	50.662	+0.198	18.598	16.356	15.708
6	9:51:35.424	50.500	+0.036	18.521	16.259	15.720
7	9:52:25.888	50.464		18.538	16.260	15.666
8	9:53:16.424	50.536	+0.072	18.560	16.267	15.709
9	9:54:11.769	55.345	+4.881	18.529	19.795	17.021
10	9:55:02.255	50.486	+0.022	18.502	16.237	15.747

(919) Zino Fahlke

1	9:47:20.406	54.061	+3.408	19.465	18.116	16.480
2	9:48:12.684	52.278	+1.625	19.125	16.924	16.229
3	9:49:04.114	51.490	+0.777	18.811	16.753	15.866
4	9:49:54.801	50.687	+0.034	18.599	16.340	15.748
5	9:50:45.545	50.744	+0.091	18.460	16.312	15.972
6	9:52:27.907	1:42.362	+51.709	1:10.066	16.509	15.787
7	9:53:18.673	50.766	+0.113	18.654	16.348	15.764
8	9:54:09.343	50.670	+0.017	18.508	16.414	15.748
9	9:54:59.996	50.653		18.513	16.344	15.796

(940) Tobias Hinterstoißer

1	9:47:16.523	59.174	+8.514	22.552	19.451	17.171
2	9:48:11.763	55.240	+4.580	20.019	18.417	16.804
3	9:49:04.427	52.664	+2.004	19.526	17.087	16.051
4	9:49:56.829	52.402	+1.742	19.058	16.746	16.598
5	9:50:48.529	51.700	+1.040	19.277	16.690	15.733
6	9:51:40.079	51.550	+0.890	18.740	16.612	16.198
7	9:52:30.753	50.674	+0.014	18.610	16.332	15.732
8	9:53:21.908	51.155	+0.495	18.787	16.624	15.744
9	9:54:12.710	50.802	+0.142	18.624	16.435	15.743
10	9:55:03.370	50.660		18.526	16.436	15.698

(845) Jan Waibel

1	9:47:20.181	55.171	+4.500	20.464	18.042	16.665
2	9:48:13.125	52.944	+2.273	19.925	16.978	16.041
3	9:49:05.393	52.268	+1.597	19.142	17.190	15.936
4	9:49:56.920	51.527	+0.856	18.877	16.666	15.984
5	9:50:48.088	51.168	+0.497	18.717	16.576	15.875
6	9:51:39.514	51.426	+0.755	18.810	16.760	15.856
7	9:52:30.185	50.671		18.577	16.376	15.718
8	9:53:20.936	50.751	+0.080	18.608	16.394	15.749
9	9:54:11.902	50.966	+0.295	18.699	16.341	15.926
10	9:55:02.979	51.077	+0.406	18.603	16.587	15.887

(899) Luke Neubauer

1	9:48:16.432	54.356	+3.523	20.452	17.549	16.355
2	9:49:09.356	52.924	+2.091	19.553	17.279	16.092
3	9:50:00.773	51.417	+0.584	18.923	16.655	15.839
4	9:50:51.882	51.109	+0.276	18.800	16.528	15.781
5	9:51:42.894	51.012	+0.179	18.658	16.508	15.846
6	9:52:33.884	50.990	+0.157	18.611	16.639	15.740
7	9:53:24.717	50.833		18.629	16.468	15.736
8	9:54:15.664	50.947	+0.114	18.713	16.481	15.753
9	9:55:06.620	50.956	+0.123	18.688	16.519	15.749

(811) Karl Schmiederer

1	9:48:50.777	54.093	+3.099	20.394	17.390	16.309
2	9:49:43.020	52.243	+1.249	19.235	16.984	16.024
3	9:50:34.612	51.592	+0.598	18.975	16.734	15.883
4	9:51:25.866	51.254	+0.260	18.799	16.547	15.908
5	9:52:17.029	51.163	+0.169	18.817	16.497	15.849
6	9:53:08.023	50.994		18.702	16.495	15.797
7	9:53:59.191	51.168	+0.174	18.728	16.468	15.972
8	9:54:50.245	51.054	+0.060	18.784	16.441	15.829
9	9:55:42.819	52.574	+1.580	18.743	16.614	17.217

(921) Janec Mike Gabrich

Lap	Time of Day	Lap Tm	Diff	S1 Tm	S2 Tm	S3 Tm
1	9:47:20.221	54.628	+3.489	20.104	18.062	16.462
2	9:48:12.835	52.614	+1.475	19.163	17.099	16.352
3	9:49:04.892	52.057	+0.918	19.311	16.856	15.890
4	9:49:56.677	51.785	+0.646	19.203	16.570	16.012
5	9:50:47.816	51.139		18.688	16.527	15.924
6	9:51:40.273	52.457	+1.318	18.976	17.044	16.437
7	9:53:18.699	1:38.426	+47.287	1:05.103	16.856	16.467
8	9:54:10.517	51.818	+0.679	19.140	16.693	15.985
9	9:55:02.369	51.852	+0.713	18.636	16.533	16.683

(814) Nina Aptsiauri

1	9:47:30.779	56.976	+5.033	21.548	18.393	17.035
2	9:48:25.159	54.380	+2.437	20.483	17.372	16.525
3	9:49:17.984	52.825	+0.882	19.533	17.080	16.212
4	9:50:10.310	52.326	+0.383	19.152	16.936	16.238
5	9:51:02.544	52.234	+0.291	19.115	16.958	16.161
6	9:51:54.500	51.956	+0.013	19.010	16.790	16.156
7	9:52:46.493	51.993	+0.050	18.952	16.917	16.124
8	9:53:38.436	51.943		19.053	16.782	16.108
9	9:54:30.489	52.053	+0.110	19.077	16.847	16.129
10	9:55:23.232	52.743	+0.800	18.970	17.017	16.756



X30 SENIOR

Free Practice Serie 2

Track length: 1.190 Km

Session Started: 9:59:55

Best Lap by: 877 - Niklas Hirsch - 49.837

Rank	#	Driver	Nat	Sponsor Entrant	Nat	License E-License	Make	laps	Best Lap	Diff	In Lap	Penalty
1	877	Niklas Hirsch	DEU	MSC-Langenfeld e. V. im ADAC SIM-ON	DEU	ITF39320 KBF39246	Kosmic/IAME/Komet	8	49.837		7	
2	809	Luis Esser	DEU	RMW Motorsport	DEU	ITE 11661 KBF39010	OTK/IAME/Komet	8	50.077	0.240	7	
3	823	Jason Bralic	NLD	SIM-ON	DEU	ITF46957 KBF39246	Kosmic/IAME/Komet	8	50.083	0.246	7	
4	890	Leonard Hocker	DEU	RS-Motorsport	DEU	NKA22440 KBF40372	CRG/IAME/Komet	8	50.148	0.311	8	
5	887	Torben Gröndahl	DEU	MSC Groß Dölln e.V. im ADAC CV Performance Group	DEU	ITC-C14120 BIF38321	KR/IAME/Komet	9	50.199	0.362	9	
6	998	Niels Tröger	DEU	Apex Performance	DEU	ITC-C18256 KBF38438	Maranello/IAME/Komet	8	50.245	0.408	8	
7	815	Moritz Wolber	DEU	ADAC Südbaden e.V. NEES RACING	DEU	NKA16641 BIF17863	Maranello/IAME/Komet	8	50.246	0.409	7	
8	836	Max Ohsenbrink	DEU	KSL Racing Team	DEU	ITE18670 KBF1304585	Alonso/IAME/Komet	8	50.327	0.490	7	
9	888	Louis Schütze	DEU	Ebert Motorsport	DEU	ITE 17941 KBF38528	OTK/IAME/Komet	8	50.347	0.510	8	
10	816	Elias Schorneck	DEU	VDB Kart Racing	DEU	ITE40538 KBF10478	Tony Kart/IAME/Komet	7	50.384	0.547	7	
11	807	Marlon Vatter	DEU	AT Motorsport	DEU	ITF38543 KBF38543	Exprit/IAME/Komet	8	50.436	0.599	8	
12	920	Donar Munding	LIE	Stern Motorsport	DEU	ITC-C1449 BIC38195	KR/IAME/Komet	7	50.439	0.602	6	
13	930	Tom Muhler	DEU	Larea GT1Racing	DEU	NKA42626 KBF39725	OTK/IAME/Komet	10	50.452	0.615	8	
14	885	Carl Luthardt	DEU	Falcon Racing Team	NLD	ITE 37029 IBL11345	Falcon/IAME/Komet	8	50.540	0.703	5	
15	817	Maximilian Engelstädter	DEU	Dörr Motorsport	DEU	NKA40565 BIF38420	KR/IAME/Komet	8	50.554	0.717	8	
16	844	Kevin Wagner	DEU	MSC-Langenfeld e. V. im ADAC TB Racing Team	DEU	ITE 11828 KBF38262	KR/IAME/Komet	8	50.622	0.785	7	
17	853	Devin Leon Ucar	DEU	ADAC Pfalz e.V. PCH Racing	DEU	ITF40418 KBF39956	Tony Kart /IAME/Komet	9	50.641	0.804	8	
18	855	Matti Klasen	DEU	DSK e.V. Ja zum Motorsport RMW Motorsport	DEU	ITE13782 BIC39010	Tony Kart/IAME/Komet	8	50.782	0.945	7	
19	891	Luka Koullen	NLD	PCH Racing	DEU	NKA50483 BIF39956	LN/IAME/Komet	9	51.198	1.361	8	
20	872	Tobias Burgstahler	DEU	ADAC Württemberg e.V. Stern Motorsport	DEU	NKA38364 KBF38195	KR/IAME/Komet	8	51.354	1.517	7	
21	928	Yoen Schoens	NLD	LAREA GT1 Racing	DEU	ITE45664 BIF39725	Tony Kart/IAME/Komet	2	55.124	5.287	1	
22	904	Tobias Feeser	DEU	Sonja Feeser	DEU	ITE13863 BEK1198789	KR/IAME/Komet	0			0	


Timekeeper
M.Riehmers

Race Director
H.Seidel

Page 1/1

These results are provisional until the conclusion of any judicial and technical matters!

Printed: 21.09.2024 / 10:10



INT. ADAC Kartrennen Wackersdorf

X30 SENIOR

Free Practice Serie 2

Practice (10:00 Time) started at 9:59:55

Pro Kart Raceland Wackersdorf 1,190 Km

21.09.2024 10:00

Lap	Time of Day	Lap Tm	Diff	S1 Tm	S2 Tm	S3 Tm
(877) Niklas Hirsch						
1	10:04:49.956	54.938	+5.101	20.705	17.873	16.360
2	10:05:42.509	52.553	+2.716	19.324	17.186	16.043
3	10:06:33.236	50.727	+0.890	18.572	16.448	15.707
4	10:07:23.501	50.265	+0.428	18.416	16.223	15.626
5	10:08:13.467	49.966	+0.129	18.224	16.189	15.553
6	10:09:03.454	49.987	+0.150	18.303	16.158	15.526
7	10:09:53.291	49.837		18.225	16.099	15.513
8	10:10:43.213	49.922	+0.085	18.227	16.111	15.584
(809) Luis Esser						
1	10:04:16.466	53.058	+2.981	20.081	16.985	15.992
2	10:05:07.427	50.961	+0.884	16.495	15.721	
3	10:05:58.074	50.647	+0.570	18.563	16.388	15.696
4	10:06:48.444	50.370	+0.293	18.452	16.259	15.659
5	10:07:38.925	50.481	+0.404	18.489	16.347	15.645
6	10:08:29.198	50.273	+0.196	18.391	16.227	15.655
7	10:09:19.275	50.077		18.319	16.132	15.626
8	10:10:10.345	51.070	+0.993	18.389	16.237	16.444
(823) Jason Bralic						
1	10:04:50.078	54.198	+4.115	20.141	17.753	16.304
2	10:05:41.785	51.707	+1.624	19.085	16.802	15.820
3	10:06:32.516	50.731	+0.648	18.555	16.463	15.713
4	10:07:22.810	50.294	+0.211	18.382	16.279	15.633
5	10:08:12.947	50.137	+0.054	18.286	16.307	15.644
6	10:09:03.066	50.119	+0.036	18.309	16.260	15.550
7	10:09:53.149	50.083		18.270	16.246	15.567
8	10:10:44.007	50.858	+0.775	18.526	16.308	16.024
(890) Leonard Hocker						
1	10:04:50.539	54.502	+4.354	20.636	17.479	16.387
2	10:05:42.163	51.624	+1.476	18.922	16.852	15.850
3	10:06:33.023	50.860	+0.712	18.638	16.526	15.696
4	10:07:23.763	50.740	+0.592	18.788	16.355	15.597
5	10:08:14.594	50.831	+0.683	18.953	16.261	15.617
6	10:09:04.862	50.268	+0.120	18.355	16.280	15.633
7	10:09:55.224	50.362	+0.214	18.417	16.405	15.640
8	10:10:45.372	50.148		18.350	16.235	15.563
(887) Torben Gröndahl						
1	10:04:00.652	53.068	+2.869	19.739	17.211	16.118
2	10:04:52.135	51.483	+1.284	18.945	16.628	15.910
3	10:05:42.982	50.847	+0.648	18.662	16.416	15.769
4	10:06:33.577	50.595	+0.396	18.510	16.331	15.754
5	10:07:24.030	50.453	+0.254	18.468	16.307	15.678
6	10:08:14.461	50.431	+0.232	18.484	16.233	15.714
7	10:09:04.717	50.256	+0.057	18.378	16.215	15.663
8	10:09:54.986	50.269	+0.070	18.446	16.157	15.666
9	10:10:45.185	50.199		18.326	16.149	15.724
(998) Niels Träger						
1	10:04:26.806	56.432	+6.187	21.873	17.681	16.878
2	10:05:18.990	52.184	+1.939	19.400	16.858	15.926
3	10:06:09.928	50.938	+0.693	18.799	16.398	15.741
4	10:07:00.333	50.405	+0.160	18.563	16.229	15.613
5	10:07:50.770	50.437	+0.192	18.380	16.304	15.753
6	10:08:41.089	50.319	+0.074	18.360	16.237	15.722
7	10:09:31.393	50.304	+0.059	18.341	16.269	15.694
8	10:10:21.638	50.245		18.378	16.232	15.635
(815) Moritz Wolber						
1	10:04:22.137	54.051	+3.805	20.561	17.348	16.142
2	10:05:13.627	51.490	+1.244	19.020	16.666	15.804
3	10:06:04.274	50.647	+0.401	18.533	16.455	15.659
4	10:06:54.662	50.388	+0.142	18.394	16.413	15.581
5	10:07:45.030	50.368	+0.122	18.444	16.282	15.642
6	10:08:35.362	50.392	+0.086	18.428	16.271	15.633
7	10:09:25.608	50.246		18.345	16.253	15.648
8	10:10:16.716	51.108	+0.862	18.340	16.304	16.464
(836) Max Ohsenbrink						
1	10:04:26.433	53.757	+3.430	20.139	17.360	16.258

Lap	Time of Day	Lap Tm	Diff	S1 Tm	S2 Tm	S3 Tm
2	10:05:17.930	51.497	+1.170	19.035	16.610	15.852
3	10:06:08.678	50.748	+0.421	18.671	16.402	15.675
4	10:06:59.293	50.615	+0.288	18.610	16.319	15.686
5	10:07:49.717	50.424	+0.097	18.460	16.254	15.710
6	10:08:40.059	50.342	+0.015	18.443	16.214	15.685
7	10:09:30.386	50.327		18.446	16.179	15.702
8	10:10:20.719	50.333	+0.006	18.444	16.227	15.662
(888) Louis Schütze						
1	10:04:19.643	52.440	+2.093	19.648	16.908	15.884
2	10:05:10.659	51.016	+0.669	18.719	16.558	15.739
3	10:06:01.425	50.766	+0.419	18.566	16.475	15.725
4	10:06:51.820	50.395	+0.048	18.466	16.287	15.642
5	10:07:42.178	50.358	+0.011	18.435	16.270	15.653
6	10:08:32.526	50.348	+0.001	18.436	16.286	15.626
7	10:09:22.875	50.349	+0.002	18.416	16.318	15.615
8	10:10:13.222	50.347		18.434	16.279	15.634
(816) Elias Schorneck						
1	10:03:57.395	55.515	+5.131	20.465	17.554	17.496
2	10:05:48.382	1:50.987	+1:00.603	1:17.826	17.063	16.098
3	10:06:39.801	51.419	+1.035	18.907	16.632	15.880
4	10:07:30.588	50.787	+0.403	18.699	16.318	15.770
5	10:08:21.204	50.616	+0.232	18.575	16.309	15.732
6	10:09:11.592	50.388	+0.004	18.488	16.202	15.698
7	10:10:01.976	50.384		18.498	16.246	15.640
(807) Marlon Vatter						
1	10:04:24.301	53.621	+3.185	20.591	17.022	16.008
2	10:05:15.524	51.223	+0.787	18.969	16.502	15.752
3	10:06:06.181	50.657	+0.221	18.574	16.366	15.717
4	10:06:56.627	50.446	+0.010	18.507	16.277	15.662
5	10:07:47.108	50.481	+0.045	18.446	16.321	15.714
6	10:08:37.545	50.437	+0.001	18.503	16.258	15.676
7	10:09:28.102	50.557	+0.121	18.559	16.275	15.723
8	10:10:18.538	50.436		18.489	16.249	15.698
(920) Donar Munding						
1	10:04:49.133	55.788	+5.349	21.327	17.966	16.495
2	10:05:41.615	52.482	+2.043	19.452	16.952	16.078
3	10:06:35.924	54.309	+3.870	19.050	17.532	17.727
4	10:07:26.672	50.748	+0.309	18.586	16.393	15.769
5	10:08:17.638	50.966	+0.527	18.592	16.553	15.821
6	10:09:08.077	50.439		18.491	16.262	15.686
7	10:09:58.671	50.594	+0.155	18.576	16.335	15.683
(930) Tom Muhler						
1	10:02:27.048	53.591	+3.139	20.222	17.102	16.267
2	10:03:18.759	51.711	+1.259	19.101	16.777	15.833
3	10:04:09.803	51.044	+0.592	18.700	16.513	15.831
4	10:05:00.634	50.831	+0.379	18.589	16.461	15.781
5	10:05:51.187	50.553	+0.101	18.430	16.378	15.745
6	10:06:41.721	50.534	+0.082	18.478	16.271	15.785
7	10:07:32.242	50.521	+0.069	18.420	16.328	15.773
8	10:08:22.694	50.452		18.391	16.361	15.700
9	10:09:13.184	50.490	+0.038	18.431	16.322	15.737
10	10:10:04.962	51.778	+1.326	18.418	16.317	17.043
(885) Carl Luthardt						
1	10:04:29.089	55.028	+4.488	21.037	17.708	16.283
2	10:05:26.932	57.843	+7.303	19.200	16.771	21.872
3	10:06:18.095	51.163	+0.623	18.925	16.449	15.789
4	10:07:08.707	50.612	+0.072	18.600	16.322	15.690
5	10:07:59.247	50.540		18.511	16.294	15.735
6	10:08:50.020	50.773	+0.233	18.517	16.265	15.991
7	10:09:40.565	50.545	+0.005	18.457	16.245	15.843
8	10:10:31.122	50.557	+0.017	18.635	16.243	15.679
(817) Maximilian Engelstädter						
1	10:04:35.982	56.361	+5.807	20.999	18.139	17.223
2	10:05:28.756	52.774	+2.220	19.586	16.984	16.204
3	10:06:20.289	51.533	+0.979	18.955	16.604	15.974
4	10:07:11.315	51.026	+0.472	18.722	16.407	15.897
5	10:08:02.107	50.792	+0.238	18.625	16.391	15.776

Orbits



INT. ADAC Kartrennen Wackersdorf

X30 SENIOR

Pro Kart Raceland Wackersdorf 1,190 Km

Free Practice Serie 2

21.09.2024 10:00

Practice (10:00 Time) started at 9:59:55

Lap	Time of Day	Lap Tm	Diff	S1 Tm	S2 Tm	S3 Tm	Lap	Time of Day	Lap Tm	Diff	S1 Tm	S2 Tm	S3 Tm
6	10:08:52.864	50.757	+0.203	18.575	16.342	15.840							
7	10:09:43.609	50.745	+0.191	18.617	16.386	15.742							
8	10:10:34.163	50.554		18.572	16.267	15.715							
(844) Kevin Wagner													
1	10:04:35.402	53.159	+2.537	20.351	16.796	16.012							
2	10:05:26.646	51.244	+0.622	18.814	16.517	15.913							
3	10:06:17.532	50.886	+0.264	18.723	16.373	15.790							
4	10:07:08.267	50.735	+0.113	18.629	16.356	15.750							
5	10:07:58.944	50.677	+0.055	18.601	16.362	15.714							
6	10:08:49.578	50.634	+0.012	18.560	16.335	15.739							
7	10:09:40.200	50.622		18.536	16.354	15.732							
8	10:10:32.179	51.979	+1.357	18.616	16.387	16.976							
(853) Devin Leon Ucar													
1	10:03:30.902	55.258	+4.617	20.319	18.562	16.377							
2	10:04:22.988	52.086	+1.445	19.343	16.820	15.923							
3	10:05:14.233	51.245	+0.604	18.759	16.646	15.840							
4	10:06:05.189	50.956	+0.315	18.594	16.568	15.794							
5	10:06:56.096	50.907	+0.266	18.611	16.495	15.801							
6	10:07:46.897	50.801	+0.160	18.658	16.442	15.701							
7	10:08:37.985	51.088	+0.447	18.850	16.510	15.728							
8	10:09:28.626	50.641		18.480	16.387	15.774							
9	10:10:19.339	50.713	+0.072	18.500	16.488	15.725							
(855) Matti Klasen													
1	10:04:27.174	54.613	+3.831	20.350	17.895	16.368							
2	10:05:19.283	52.109	+1.327	19.200	16.928	15.981							
3	10:06:10.524	51.241	+0.459	18.803	16.589	15.849							
4	10:07:01.433	50.909	+0.127	18.668	16.448	15.793							
5	10:07:52.355	50.922	+0.140	18.633	16.443	15.846							
6	10:08:43.418	51.063	+0.281	18.663	16.538	15.862							
7	10:09:34.200	50.782		18.548	16.425	15.809							
8	10:10:25.128	50.928	+0.146	18.580	16.533	15.815							
(891) Luka Koullen													
1	10:03:31.337	55.036	+4.838	20.472	18.979	16.585							
2	10:04:24.193	52.856	+1.658	19.666	17.009	16.181							
3	10:05:16.244	52.051	+0.853	19.315	16.655	16.081							
4	10:06:07.832	51.588	+0.390	18.973	16.531	16.084							
5	10:06:59.173	51.341	+0.143	18.823	16.543	15.975							
6	10:07:50.710	51.537	+0.339	19.074	16.459	16.004							
7	10:08:42.076	51.366	+0.168	18.954	16.463	15.949							
8	10:09:33.274	51.198		18.700	16.496	16.002							
9	10:10:24.474	51.200	+0.002	18.769	16.502	15.929							
(872) Tobias Burgstahler													
1	10:03:56.244	56.244	+4.890	20.887	17.959	17.398							
2	10:04:50.735	54.491	+3.137	19.983	17.720	16.788							
3	10:05:42.866	52.131	+0.777	19.121	16.919	16.091							
4	10:06:34.738	51.872	+0.518	19.052	16.800	16.020							
5	10:07:26.207	51.469	+0.115	18.963	16.570	15.936							
6	10:08:17.892	51.685	+0.331	18.932	16.798	15.955							
7	10:09:09.246	51.354		18.780	16.661	15.913							
8	10:10:00.680	51.434	+0.080	18.850	16.667	15.917							
(928) Yoeri Schoens													
1	10:04:29.503	55.124		20.921	17.795	16.408							
2	10:05:34.650	1:05.147	+10.023	19.048	16.732	29.367							



X30 SENIOR

Qualifying Practice Serie 1

Track length: 1.190 Km

Session Started: 11:42:59

Best Lap by: 895 - Phil Colin Streng - 49.836


Rank	#	Driver	Nat	Sponsor Entrant	Nat	License E-License	Make	laps	Best Lap	Diff	In Lap	Penalty
1	895	Phil Colin Streng	DEU	ADAC Württemberg e.V. Ebert Motorsport	DEU	ITE42785 EL38528	LN/IAME/Komet	6	49.836		6	
2	830	Max Hezel	DEU	ADAC Hessen-Thüringen e.V. CV Performance Group	DEU	ITF38265 BIF38321	KR/IAME/Komet	6	50.143	0.307	4	
3	929	Nico Hantke	DEU	VDB Kart Racing	DEU	ITC-C11673 KBF42053	Tony Kart/IAME/Komet	6	50.167	0.331	5	
4	822	Elia Weiss	DEU	DSK e.V. Ja zum Motorsport SIM-ON	DEU	ITE38504 KBF39246	Kosmic/IAME/Komet	6	50.172	0.336	5	
5	854	Daniel Brozovic	DEU	Valier Motorsport	DEU	ITE 42036 KBF39300	Energy/IAME/Komet	6	50.190	0.354	6	
6	812	Rocco Curcio	DEU	ADAC Württemberg e.V. AT-Motorsport	DEU	ITE29607 KBF38996	Exprit/IAME/Komet	6	50.240	0.404	6	
7	821	Manuel Wagner	DEU	RS-Motorsport	DEU	ITE 39259 KBF40372	CRG/IAME/Komet	6	50.297	0.461	6	
8	820	Felix Maurer	DEU	DUTT MOTORSPORT by FENSTER.com	LUX	NKA41244 IBLK867	Tony Kart/IAME/Komet	6	50.297	0.461	6	
9	835	Jarno Wiese	DEU	VDB Kart Racing	DEU	ITE 40767 KBF10478	OTK/IAME/Komet	6	50.332	0.496	6	
10	919	Zino Fahlke	DEU	Larea GT1 Racing	DEU	ITE 16367 KBF39725	Kosmic/IAME/Komet	6	50.339	0.503	5	
11	825	Julian Bub	DEU	Dörr Motorsport	DEU	ITF45440 BIC38420	KR/IAME/Komet	6	50.377	0.541	6	
12	884	Davin Singer	DEU	ADAC Südbaden e.V. CV Performance Group	DEU	ITE 23384 BIF38321	KR/IAME/Komet	6	50.420	0.584	6	
13	829	Lutz Ohsenbrink	DEU	KSL Racing Team	DEU	ITE40759 KBF1304585	Alonso/IAME/Komet	6	50.426	0.590	6	
14	921	Janec Mike Gabrich	DEU	ADAC Berlin-Brandenburg e.V. LAREA GT1 RACING	DEU	NKA38939 KBF39725	Kosmic/IAME /Komet	6	50.480	0.644	5	
15	806	Moritz Fischer	DEU	ADAC Pfalz e.V. DUTT MOTORSP. by FENSTER.COM	LUX	NKA26409 IBLK867	Tony Kart/IAME/Komet	6	50.496	0.660	5	
16	808	Eric Wess	DEU	Kartshop Ampfing	DEU	ITE44964 KBF25142	Drago Corse/IAME/Komet	6	50.506	0.670	5	
17	940	Tobias Hinterstoißer	DEU	Ebert Motorsport	DEU	ITG39211 KBF38528	LN/IAME/Komet	6	50.667	0.831	6	
18	881	Jacob Trost	DEU	ADAC Hessen-Thüringen e.V. DUTT MOTORSPORT by FENSTER.COM	LUX	NKA41233 IDCK867	Tony Kart/IAME/Komet	6	50.698	0.862	4	
19	845	Jan Waibel	DEU	ADAC Mittelrhein e.V. VDB Kart Racing	DEU	NKA12495 KBF10478	Tony Kart/IAME/Komet	6	50.708	0.872	5	
20	899	Luke Neubauer	DEU	AT Motorsport	DEU	ITE45043 KBF38996	OTK/IAME/Komet	6	50.948	1.112	5	
21	811	Karl Schmiederer	DEU	RS-Motorsport	DEU	ITE39775 KBF40372	CRG/IAME/Komet	6	51.061	1.225	6	
22	814	Nina Aptsiauri	GEO	CRG Deutschland	DEU	ITF230054 KBF18122	CRG/IAME/Komet	6	51.766	1.930	5	

Timekeeper
M.Riehmers

Race Director
H.Seidel

These results are provisional until the conclusion of any judicial and technical matters!

Printed: 21.09.2024 / 12:02



INT. ADAC Kartrennen Wackersdorf

Pro Kart Raceland Wackersdorf 1,190 Km

21.09.2024 11:43

X30 SENIOR

Qualifying Practice Serie 1

Qualifying (6:00 Time) started at 11:42:59

Lap	Time of Day	Lap Tm	Diff	S1 Tm	S2 Tm	S3 Tm
(895) Phil Colin Strenge						
1	11:45:10.636	52.232	+2.396	19.534	16.839	15.859
2	11:46:01.648	51.012	+1.176	18.750	16.529	15.733
3	11:46:51.901	50.253	+0.417	18.400	16.259	15.594
4	11:47:42.301	50.400	+0.564	18.575	16.173	15.652
5	11:48:32.325	50.024	+0.188	18.350	16.083	15.591
6	11:49:22.161	49.836		18.248	16.062	15.526

Lap	Time of Day	Lap Tm	Diff	S1 Tm	S2 Tm	S3 Tm
(830) Max Hezel						
1	11:45:15.251	52.358	+2.215	19.412	17.019	15.927
2	11:46:06.160	50.909	+0.766	18.657	16.538	15.714
3	11:46:56.514	50.354	+0.211	18.463	16.271	15.620
4	11:47:46.657	50.143		18.284	16.226	15.633
5	11:48:36.833	50.176	+0.033	18.282	16.187	15.707
6	11:49:29.516	52.683	+2.540	18.311	16.304	18.068

Lap	Time of Day	Lap Tm	Diff	S1 Tm	S2 Tm	S3 Tm
(929) Nico Hantke						
1	11:45:16.373	52.652	+2.485	19.753	16.954	15.945
2	11:46:08.316	51.943	+1.776	18.709	16.404	16.830
3	11:46:58.951	50.635	+0.468	18.572	16.403	15.660
4	11:47:49.224	50.273	+0.106	18.460	16.170	15.643
5	11:48:39.391	50.157		18.402	16.234	15.531
6	11:49:29.636	50.245	+0.078	18.445	16.202	15.598

Lap	Time of Day	Lap Tm	Diff	S1 Tm	S2 Tm	S3 Tm
(822) Elia Weiss						
1	11:44:48.969	52.438	+2.266	19.544	16.907	15.987
2	11:45:39.934	50.965	+0.793	18.719	16.524	15.722
3	11:46:30.469	50.535	+0.363	18.454	16.382	15.699
4	11:47:20.682	50.213	+0.041	18.314	16.282	15.617
5	11:48:10.854	50.172		18.352	16.199	15.621
6	11:49:01.041	50.187	+0.015	18.376	16.214	15.597

Lap	Time of Day	Lap Tm	Diff	S1 Tm	S2 Tm	S3 Tm
(854) Daniel Brozovic						
1	11:44:51.462	52.264	+2.074	19.502	16.899	15.863
2	11:45:42.329	50.867	+0.677	18.667	16.495	15.705
3	11:46:33.092	50.763	+0.573	18.662	16.447	15.654
4	11:47:23.432	50.340	+0.150	18.417	16.255	15.668
5	11:48:13.740	50.308	+0.118	18.373	16.240	15.695
6	11:49:03.930	50.190		18.389	16.161	15.640

Lap	Time of Day	Lap Tm	Diff	S1 Tm	S2 Tm	S3 Tm
(812) Rocco Curcio						
1	11:44:49.244	52.170	+1.930	19.406	16.853	15.911
2	11:45:40.208	50.964	+0.724	18.628	16.551	15.785
3	11:46:30.678	50.470	+0.230	18.436	16.354	15.680
4	11:47:21.060	50.382	+0.142	18.381	16.301	15.700
5	11:48:11.393	50.333	+0.093	18.351	16.301	15.681
6	11:49:01.633	50.240		18.340	16.221	15.679

Lap	Time of Day	Lap Tm	Diff	S1 Tm	S2 Tm	S3 Tm
(821) Manuel Wagner						
1	11:44:50.551	52.270	+1.973	19.557	16.835	15.878
2	11:45:41.458	50.907	+0.610	18.695	16.539	15.673
3	11:46:31.965	50.507	+0.210	18.487	16.374	15.646
4	11:47:22.469	50.504	+0.207	18.440	16.387	15.677
5	11:48:12.837	50.368	+0.071	18.412	16.323	15.633
6	11:49:03.134	50.297		18.365	16.290	15.642

Lap	Time of Day	Lap Tm	Diff	S1 Tm	S2 Tm	S3 Tm
(820) Felix Maurer						
1	11:45:16.933	51.713	+1.416	19.186	16.679	15.848
2	11:46:07.637	50.704	+0.407	18.633	16.400	15.671
3	11:46:58.096	50.459	+0.162	18.474	16.295	15.690
4	11:47:48.616	50.520	+0.223	18.490	16.288	15.742
5	11:48:39.012	50.396	+0.099	18.473	16.226	15.697
6	11:49:29.309	50.297		18.426	16.164	15.707

Lap	Time of Day	Lap Tm	Diff	S1 Tm	S2 Tm	S3 Tm
(835) Jarno Wiese						
1	11:45:11.505	52.652	+2.320	19.742	16.936	15.974
2	11:46:02.711	51.206	+0.874	18.920	16.566	15.720
3	11:46:57.743	50.032	+4.700	21.288	17.932	15.812
4	11:47:48.796	51.053	+0.721	18.955	16.422	15.676
5	11:48:39.212	50.416	+0.084	18.555	16.275	15.586
6	11:49:29.544	50.332		18.417	16.236	15.679

Lap	Time of Day	Lap Tm	Diff	S1 Tm	S2 Tm	S3 Tm
(919) Zino Fahlke						

Lap	Time of Day	Lap Tm	Diff	S1 Tm	S2 Tm	S3 Tm
1	11:45:12.771	52.386	+2.047	19.516	16.911	15.959
2	11:46:04.177	51.406	+1.067	18.953	16.513	15.940
3	11:46:54.913	50.736	+0.397	18.617	16.350	15.769
4	11:47:45.491	50.578	+0.239	18.447	16.263	15.868
5	11:48:35.830	50.339		18.503	16.147	15.689
6	11:49:27.843	52.013	+1.674	18.434	16.909	16.670

Lap	Time of Day	Lap Tm	Diff	S1 Tm	S2 Tm	S3 Tm
(825) Julian Bub						
1	11:45:02.624	54.009	+3.632	20.091	17.371	16.547
2	11:46:02.402	59.778	+9.401	23.342	20.206	16.230
3	11:46:53.346	50.944	+0.567	18.754	16.442	15.748
4	11:47:43.988	50.642	+0.265	18.485	16.303	15.854
5	11:48:34.614	50.626	+0.249	18.662	16.286	15.678
6	11:49:24.991	50.377		18.459	16.250	15.668

Lap	Time of Day	Lap Tm	Diff	S1 Tm	S2 Tm	S3 Tm
(884) Davin Singer						
1	11:44:58.498	52.739	+2.319	19.662	17.067	16.010
2	11:45:49.974	51.476	+1.056	19.038	16.616	15.822
3	11:46:40.773	50.799	+0.379	18.641	16.389	15.769
4	11:47:31.252	50.479	+0.059	18.474	16.276	15.729
5	11:48:21.735	50.483	+0.063	18.435	16.283	15.765
6	11:49:12.155	50.420		18.488	16.250	15.682

Lap	Time of Day	Lap Tm	Diff	S1 Tm	S2 Tm	S3 Tm
(829) Lutz Ohsenbrink						
1	11:45:03.066	53.952	+3.526	20.407	17.398	16.147
2	11:45:54.545	51.479	+1.053	19.002	16.631	15.846
3	11:46:45.330	50.785	+0.359	18.582	16.378	15.825
4	11:47:35.868	50.538	+0.112	18.528	16.301	15.709
5	11:48:26.316	50.448	+0.022	18.479	16.270	15.699
6	11:49:16.742	50.426		18.475	16.273	15.678

Lap	Time of Day	Lap Tm	Diff	S1 Tm	S2 Tm	S3 Tm
(921) Janec Mike Gabrich						
1	11:45:03.348	53.877	+3.397	20.322	17.279	16.276
2	11:45:55.014	51.666	+1.186	19.051	16.699	15.916
3	11:46:45.330	50.816	+0.336	18.616	16.450	15.750
4	11:47:36.454	50.624	+0.144	18.507	16.346	15.771
5	11:48:26.934	50.480		18.499	16.299	15.682
6	11:49:17.536	50.602	+0.122	18.593	16.265	15.744

Lap	Time of Day	Lap Tm	Diff	S1 Tm	S2 Tm	S3 Tm
(806) Moritz Fischer						
1	11:44:51.204	52.415	+1.919	19.467	17.084	15.864
2	11:45:42.200	50.996	+0.500	18.640	16.555	15.801
3	11:46:34.039	51.839	+1.343	18.950	16.648	16.241
4	11:47:24.800	50.761	+0.265	18.549	16.453	15.759
5	11:48:15.296	50.496		18.443	16.352	15.701
6	11:49:05.957	50.661	+0.165	18.497	16.394	15.770

Lap	Time of Day	Lap Tm	Diff	S1 Tm	S2 Tm	S3 Tm
(808) Eric Weiss						
1	11:44:51.895	52.259	+1.753	19.412	16.887	15.960
2	11:45:42.839	50.944	+0.438	18.786	16.415	15.743
3	11:46:33.747	50.908	+0.402	18.499	16.593	15.816
4	11:47:24.336	50.589	+0.083	18.563	16.254	15.772
5	11:48:14.842	50.506		18.507	16.301	15.698
6	11:49:05.372	50.530	+0.024	18.486	16.255	15.789

Lap	Time of Day	Lap Tm	Diff	S1 Tm	S2 Tm	S3 Tm
-----	-------------	--------	------	-------	-------	-------

INT. ADAC Kartrennen Wackersdorf

X30 SENIOR


Pro Kart Raceland Wackersdorf 1,190 Km

Qualifying Practice Serie 1

21.09.2024 11:43

Qualifying (6:00 Time) started at 11:42:59

Lap	Time of Day	Lap Tm	Diff	S1 Tm	S2 Tm	S3 Tm	Lap	Time of Day	Lap Tm	Diff	S1 Tm	S2 Tm	S3 Tm
3	11:46:39.178	54.038	+3.330	19.946	18.184	15.908							
4	11:47:29.999	50.821	+0.113	18.661	16.382	15.778							
5	11:48:20.707	50.708		18.563	16.363	15.782							
6	11:49:11.423	50.716	+0.008	18.623	16.359	15.734							
[899] Luke Neubauer													
1	11:44:54.547	53.034	+2.086	19.799	17.237	15.998							
2	11:45:46.002	51.455	+0.507	18.878	16.728	15.849							
3	11:46:37.287	51.285	+0.337	18.790	16.591	15.904							
4	11:47:28.251	50.964	+0.016	18.623	16.460	15.881							
5	11:48:19.199	50.948		18.573	16.511	15.864							
6	11:49:10.382	51.183	+0.235	18.945	16.502	15.736							
[811] Karl Schmiederer													
1	11:44:53.374	52.852	+1.791	19.637	17.064	16.151							
2	11:45:44.996	51.622	+0.561	18.936	16.671	16.015							
3	11:46:36.381	51.385	+0.324	18.905	16.573	15.907							
4	11:47:27.620	51.239	+0.178	18.748	16.577	15.914							
5	11:48:18.697	51.077	+0.016	18.675	16.486	15.916							
6	11:49:09.758	51.061		18.697	16.463	15.901							
[814] Nina Aptsiauri													
1	11:45:04.947	56.064	+4.298	21.290	18.080	16.694							
2	11:45:59.374	54.427	+2.661	20.286	17.690	16.451							
3	11:46:51.689	52.315	+0.549	19.093	16.985	16.237							
4	11:47:43.697	52.008	+0.242	19.165	16.895	15.948							
5	11:48:35.463	51.766		19.066	16.690	16.010							
6	11:49:27.279	51.816	+0.050	18.698	16.899	16.219							



X30 SENIOR

Qualifying Practice Serie 2

Track length: 1.190 Km

Session Started: 11:55:57

Best Lap by: 823 - Jason Bralic - 50.089

Rank	#	Driver	Nat	Sponsor Entrant	Nat	License E-License	Make	laps	Best Lap	Diff	In Lap	Penalty
1	823	Jason Bralic	NLD	SIM-ON	DEU	ITF46957 KBF39246	Kosmic/IAME/Komet	6	50.089		4	
2	890	Leonard Hocker	DEU	RS-Motorsport	DEU	NKA22440 KBF40372	CRG/IAME/Komet	6	50.122	0.033	5	
3	930	Tom Muhler	DEU	Larea GT1Racing	DEU	NKA42626 KBF39725	OTK/IAME/Komet	6	50.158	0.069	6	
4	998	Niels Tröger	DEU	Apex Performance	DEU	ITC-C18256 KBF38438	Maranello/IAME/Komet	6	50.166	0.077	6	
5	877	Niklas Hirsch	DEU	MSC-Langenfeld e. V. im ADAC SIM-ON	DEU	ITF39320 KBF39246	Kosmic/IAME/Komet	6	50.239	0.150	5	
6	809	Luis Esser	DEU	RMW Motorsport	DEU	ITE 11661 KBF39010	OTK/IAME/Komet	6	50.329	0.240	4	
7	815	Moritz Wolber	DEU	ADAC Südbaden e.V. NEES RACING	DEU	NKA16641 BIF17863	Maranello/IAME/Komet	6	50.354	0.265	4	
8	816	Elias Schorneck	DEU	VDB Kart Racing	DEU	ITE40538 KBF10478	Tony Kart/IAME/Komet	6	50.358	0.269	6	
9	844	Kevin Wagner	DEU	MSC-Langenfeld e. V. im ADAC TB Racing Team	DEU	ITE 11828 KBF38262	KR/IAME/Komet	6	50.388	0.299	4	
10	920	Donar Munding	LIE	Stern Motorsport	DEU	ITC-C1449 BIC38195	KR/IAME/Komet	6	50.470	0.381	4	
11	887	Torben Gröndahl	DEU	MSC Groß Dölln e.V. im ADAC CV Performance Group	DEU	ITC-C14120 BIF38321	KR/IAME/Komet	6	50.511	0.422	4	
12	885	Carl Luthardt	DEU	Falcon Racing Team	NLD	ITE 37029 IBL11345	Falcon/IAME/Komet	6	50.512	0.423	6	
13	836	Max Ohsenbrink	DEU	KSL Racing Team	DEU	ITE18670 KBF1304585	Alonso/IAME/Komet	6	50.534	0.445	5	
14	904	Tobias Feeser	DEU	Sonja Feeser	DEU	ITE13863 BEK1198789	KR/IAME/Komet	6	50.608	0.519	5	
15	888	Louis Schütze	DEU	Ebert Motorsport	DEU	ITE 17941 KBF38528	OTK/IAME/Komet	6	50.439	0.350	4	+ 5 pos
16	817	Maximilian Engelstädter	DEU	Dörr Motorsport	DEU	NKA40565 BIF38420	KR/IAME/Komet	6	50.618	0.529	5	
17	891	Luka Koullen	NLD	PCH Racing	DEU	NKA50483 BIF39956	LN/IAME/Komet	6	50.682	0.593	5	
18	807	Marlon Vatter	DEU	AT Motorsport	DEU	ITF38543 KBF38543	Exprit/IAME/Komet	6	50.703	0.614	3	
19	853	Devin Leon Ucar	DEU	ADAC Pfalz e.V. PCH Racing	DEU	ITF40418 KBF39956	Tony Kart /IAME/Komet	6	50.739	0.650	4	
20	855	Matti Klasen	DEU	DSK e.V. Ja zum Motorsport RMW Motorsport	DEU	ITE13782 BIC39010	Tony Kart/IAME/Komet	6	51.102	1.013	4	
21	872	Tobias Burgstahler	DEU	ADAC Württemberg e.V. Stern Motorsport	DEU	NKA38364 KBF38195	KR/IAME/Komet	6	51.449	1.360	5	
22	928	Yoeri Schoens	NLD	LAREA GT1 Racing	DEU	ITE45664 BIF39725	Tony Kart/IAME/Komet	6	50.680	0.591	3	+ 5 pos

Announcements

888,928 + 5 pos front fairing


Timekeeper
M.Riehmers

Race Director
H.Seidel

Page 1/1

These results are provisional until the conclusion of any judicial and technical matters!

Printed: 21.09.2024 / 12:27



INT. ADAC Kartrennen Wackersdorf

X30 SENIOR

Pro Kart Raceland Wackersdorf 1,190 Km

Qualifying Practice Serie 2

21.09.2024 11:56

Qualifying (6:00 Time) started at 11:55:57

Pos	No.	Name	Make	Entrant	License Driver	Laps	Best Tm	Diff	In Lap	2nd Best
1	823	Jason Bralic	Kosmic/IAME/Komet	SIM-ON	ITF46957	6	50.089		4	50.123
2	890	Leonard Hocker	CRG/IAME/Komet	RS-Motorsport	NKA22440	6	50.122	0.033	5	50.270
3	930	Tom Muhler	OTK/IAME/Komet	Larea GT1Racing	NKA42626	6	50.158	0.069	6	50.217
4	998	Niels Tröger	Maranello/IAME/Komet	Apex Performance	ITC-C18256	6	50.166	0.077	6	50.309
5	877	Niklas Hirsch	Kosmic/IAME/Komet	SIM-ON	ITF39320	6	50.239	0.150	5	50.273
6	809	Luis Esser	OTK/IAME/Komet	RMW Motorsport	ITE 11661	6	50.329	0.240	4	50.432
7	815	Moritz Wolber	Maranello/IAME/Komet	NEES RACING	NKA16641	6	50.354	0.265	4	50.356
8	816	Elias Schorneck	Tony Kart/IAME/Komet	VDB Kart Racing	ITE40538	6	50.358	0.269	6	50.439
9	844	Kevin Wagner	KR/IAME/Komet	TB Racing Team	ITE 11828	6	50.388	0.299	4	50.477
10	920	Donar Munding	KR/IAME/Komet	Stern Motorsport	ITC-C1449	6	50.470	0.381	4	50.533
11	887	Torben Gröndahl	KR/IAME/Komet	CV Performance C	ITC-C14120	6	50.511	0.422	4	50.551
12	885	Carl Luthardt	Falcon/IAME/Komet	Falcon Racing Tea	ITE 37029	6	50.512	0.423	6	50.565
13	836	Max Ohsenbrink	Alonso/IAME/Komet	KSL Racing Team	ITE18670	6	50.534	0.445	5	50.557
14	904	Tobias Feeser	KR/IAME/Komet	Sonja Feeser	ITE13863	6	50.608	0.519	5	50.661
15	888	Louis Schütze	OTK/IAME/Komet	Ebert Motorsport	ITE 17941	6	50.439	0.350	4	50.450
16	817	Maximilian Engelstädter	KR/IAME/Komet	Dörr Motorsport	NKA40565	6	50.618	0.529	5	50.803
17	891	Luka Koullen	LN/IAME/Komet	PCH Racing	NKA50483	6	50.682	0.593	5	50.860
18	807	Marlon Vatter	Exprit/IAME/Komet	AT Motorsport	ITF38543	6	50.703	0.614	3	51.216
19	853	Devin Leon Ucar	Tony Kart /IAME/Komet	PCH Racing	ITF40418	6	50.739	0.650	4	50.774
20	855	Matti Klasen	Tony Kart/IAME/Komet	RMW Motorsport	ITE13782	6	51.102	1.013	4	51.156
21	872	Tobias Burgstahler	KR/IAME/Komet	Stern Motorsport	NKA38364	6	51.449	1.360	5	51.684
22	928	Yoen Schoens	Tony Kart/IAME/Komet	LAREA GT1 Racin	ITE45664	6	50.680	0.591	3	50.681

Announcements

888,928 + 5 pos front fairing

DKM Round 6
X30 Senioren
Wackersdorf II
Total Result Qualifying Fast Group / Slow Group

Pos.	No.	Firstname	Lastname	NAT	Entrant	NAT	Make	Sponsor	Best Time	Pos	
										Driv.	Entr.
1	895	Phil	Colin	DEU	Ebert Motorsport	DEU	LN/IAME/Komet	ADAC Württemberg e.V.	49,836	1	A
2	823	Jason	Bralic	NLD	SIM-ON	DEU	Kosmic/IAME/Komet		50,089	1	B
3	830	Max	Hezel	DEU	CV Performance Group	DEU	KR/IAME/Komet	ADAC Hessen-Thüringen e.V.	50,143	2	C
4	890	Leonard	Hocker	DEU	RS-Motorsport	DEU	CRG/IAME/Komet		50,122	2	A
5	929	Nico	Hantke	DEU	VDB Kart Racing	DEU	Tony Kart/IAME/Komet		50,167	3	B
6	930	Tom	Muhler	DEU	Larea GT1Racing	DEU	OTK/IAME/Komet		50,158	3	C
7	822	Elia	Weiss	DEU	SIM-ON	DEU	Kosmic/IAME/Komet	DSK e.V. Ja zum Motorsport	50,172	4	A
8	998	Niels	Tröger	DEU	Apex Performance	DEU	Maranello/IAME/Komet		50,166	4	B
9	854	Daniel	Brozovic	DEU	Valier Motorsport	DEU	Energy/IAME/Komet		50,190	5	C
10	877	Niklas	Hirsch	DEU	SIM-ON	DEU	Kosmic/IAME/Komet	MSC-Langenfeld e. V. im ADA	50,239	5	A
11	812	Rocco	Curcio	DEU	AT-Motorsport	DEU	Expri/IAME/Komet	ADAC Württemberg e.V.	50,240	6	B
12	809	Luis	Esser	DEU	RMW Motorsport	DEU	OTK/IAME/Komet		50,329	6	C
13	821	Manuel	Wagner	DEU	RS-Motorsport	DEU	CRG/IAME/Komet		50,297	7	A
14	815	Moritz	Wolber	DEU	NEES RACING	DEU	Maranello/IAME/Komet	ADAC Südbaden e.V.	50,354	7	B
15	820	Felix	Maurer	DEU	DUTT MOTORSPORT by FENSTER.com	LUX	Tony Kart/IAME/Komet		50,297	8	C
16	816	Elias	Schorneck	DEU	VDB Kart Racing	DEU	Tony Kart/IAME/Komet		50,358	8	A
17	835	Jarno	Wiese	DEU	VDB Kart Racing	DEU	OTK/IAME/Komet		50,332	9	B
18	844	Kevin	Wagner	DEU	TB Racing Team	DEU	KR/IAME/Komet	MSC-Langenfeld e. V. im ADA	50,388	9	C
19	919	Zino	Fahlke	DEU	Larea GT1 Racing	DEU	Kosmic/IAME/Komet		50,339	10	A
20	920	Donar	Munding	LIE	Stern Motorsport	DEU	KR/IAME/Komet		50,470	10	B
21	825	Julian	Bub	DEU	Dörr Motorsport	DEU	KR/IAME/Komet		50,377	11	C
22	887	Torben	Gröndahl	DEU	CV Performance Group	DEU	KR/IAME/Komet	MSC Groß Dölln e.V. im ADAC	50,511	11	A
23	884	Davin	Singer	DEU	CV Performance Group	DEU	KR/IAME/Komet	ADAC Südbaden e.V.	50,420	12	B
24	885	Carl	Luthardt	DEU	Falcon Racing Team	NLD	Falcon/IAME/Komet		50,512	12	C
25	829	Lutz	Ohsenbrink	DEU	KSL Racing Team	DEU	Alonso/IAME/Komet		50,426	13	A
26	836	Max	Ohsenbrink	DEU	KSL Racing Team	DEU	Alonso/IAME/Komet		50,534	13	B
27	921	Janec	Mike	DEU	LAREA GT1 RACING	DEU	Kosmic/IAME /Komet	ADAC Berlin-Brandenburg e.V	50,480	14	C
28	904	Tobias	Feeser	DEU	Sonja Feeser	DEU	KR/IAME/Komet		50,608	14	A
29	806	Moritz	Fischer	DEU	DUTT MOTORSP. by FENSTER.COM	LUX	Tony Kart/IAME/Komet	ADAC Pfalz e.V.	50,496	15	B
30	888	Louis	Schütze	DEU	Ebert Motorsport	DEU	OTK/IAME/Komet		50,439	15	C
31	808	Eric	Wess	DEU	Kartshop Ampfing	DEU	Drago Corse/IAME/Komet		50,506	16	A
32	817	Maximilian	Engelstädter	DEU	Dörr Motorsport	DEU	KR/IAME/Komet		50,618	16	B
33	940	Tobias	Hinterstoßer	DEU	Ebert Motorsport	DEU	LN/IAME/Komet		50,667	17	C
34	891	Luka	Koullen	NLD	PCH Racing	DEU	LN/IAME/Komet		50,682	17	A
35	881	Jacob	Trost	DEU	DUTT MOTORSPORT by FENSTER.COM	LUX	Tony Kart/IAME/Komet	ADAC Hessen-Thüringen e.V.	50,698	18	B
36	807	Marlon	Vatter	DEU	AT Motorsport	DEU	Expri/IAME/Komet		50,703	18	C
37	845	Jan	Waibel	DEU	VDB Kart Racing	DEU	Tony Kart/IAME/Komet	ADAC Mittelrhein e.V.	50,708	19	A
38	853	Devin Leon	Ucar	DEU	PCH Racing	DEU	Tony Kart /IAME/Komet	ADAC Pfalz e.V.	50,739	19	B
39	899	Luke	Neubauer	DEU	AT Motorsport	DEU	OTK/IAME/Komet		50,948	20	C
40	855	Matti	Klasen	DEU	RMW Motorsport	DEU	Tony Kart/IAME/Komet	DSK e.V. Ja zum Motorsport	51,102	20	A
41	811	Karl	Schmiederer	DEU	RS-Motorsport	DEU	CRG/IAME/Komet		51,061	21	B
42	872	Tobias	Burgstahler	DEU	Stern Motorsport	DEU	KR/IAME/Komet	ADAC Württemberg e.V.	51,449	21	C
43	814	Nina	Aptsiauri	GEO	CRG Deutschland	DEU	CRG/IAME/Komet		51,766	22	A
44	928	Yoeri	Schoens	NLD	LAREA GT1 Racing	DEU	Tony Kart/IAME/Komet		50,680	22	B

Announcements: These results are provisional until the conclusion of any judicial and technical matters

Race Director Horst Seidel:



Timekeeping M. Riehmers:



Printed: 21.09.2024 12:52

Posted at: h



DKM Round 6

X30 Senioren


Wackersdorf II

Total Result Qualifying Fast Group / Slow Group

Pos. No.	Firstname	Lastname	Driv.		Entr.		Sponsor	Pos		
			NAT	Entrant	NAT	Make		Best Time	Quali Gr.	Heat Gr.

Announcements: These results are provisional until the conclusion of any judicial and technical matters

Race Director Horst Seidel:



Timekeeping M. Riehmers:



Printed: 21.09.2024 12:52

Posted at: h




**Heat organization
DKM Round 6
Wackersdorf II
X30 Senioren Group A**

Group	Pos	No.	Firstname	Lastname	Class	Overall BestTm
Group A	1	895	Phil Colin	Streng	X30 Senioren	49,836
Group A	4	890	Leonard	Hocker	X30 Senioren	50,122
Group A	7	822	Elia	Weiss	X30 Senioren	50,172
Group A	10	877	Niklas	Hirsch	X30 Senioren	50,239
Group A	13	821	Manuel	Wagner	X30 Senioren	50,297
Group A	16	816	Elias	Schorneck	X30 Senioren	50,358
Group A	19	919	Zino	Fahlke	X30 Senioren	50,339
Group A	22	887	Torben	Gröndahl	X30 Senioren	50,511
Group A	25	829	Lutz	Ohsenbrink	X30 Senioren	50,426
Group A	28	904	Tobias	Feeser	X30 Senioren	50,608
Group A	31	808	Eric	Wess	X30 Senioren	50,506
Group A	34	891	Luka	Koullen	X30 Senioren	50,682
Group A	37	845	Jan	Waibel	X30 Senioren	50,708
Group A	40	855	Matti	Klasen	X30 Senioren	51,102
Group A	43	814	Nina	Aptsiauri	X30 Senioren	51,766

Race Director Horst Seidel:



Timekeeping M. Riehmers:



Printed: 21.09.2024 12:52

Posted at: h



**Heat organization
DKM Round 6
Wackersdorf II
X30 Senioren Group B**

Group	Pos	No.	Firstname	Lastname	Class	Overall BestTm
Group B	2	823	Jason	Bralic	X30 Senioren	50,089
Group B	5	929	Nico	Hantke	X30 Senioren	50,167
Group B	8	998	Niels	Tröger	X30 Senioren	50,166
Group B	11	812	Rocco	Curcio	X30 Senioren	50,240
Group B	14	815	Moritz	Wolber	X30 Senioren	50,354
Group B	17	835	Jarno	Wiese	X30 Senioren	50,332
Group B	20	920	Donar	Munding	X30 Senioren	50,470
Group B	23	884	Davin	Singer	X30 Senioren	50,420
Group B	26	836	Max	Ohsenbrink	X30 Senioren	50,534
Group B	29	806	Moritz	Fischer	X30 Senioren	50,496
Group B	32	817	Maximilian	Engelstädter	X30 Senioren	50,618
Group B	35	881	Jacob	Trost	X30 Senioren	50,698
Group B	38	853	Devin Leon	Ucar	X30 Senioren	50,739
Group B	41	811	Karl	Schmiederer	X30 Senioren	51,061
Group B	44	928	Yoeri	Schoens	X30 Senioren	50,680

Race Director Horst Seidel:



Timekeeping M. Riehmers:



Printed: 21.09.2024 12:52

Posted at: h




**Heat organization
DKM Round 6
Wackersdorf II
X30 Senioren Group C**

Group	Pos	No.	Firstname	Lastname	Class	Overall BestTm
Group C	3	830	Max	Hezel	X30 Senioren	50,143
Group C	6	930	Tom	Muhler	X30 Senioren	50,158
Group C	9	854	Daniel	Brozovic	X30 Senioren	50,190
Group C	12	809	Luis	Esser	X30 Senioren	50,329
Group C	15	820	Felix	Maurer	X30 Senioren	50,297
Group C	18	844	Kevin	Wagner	X30 Senioren	50,388
Group C	21	825	Julian	Bub	X30 Senioren	50,377
Group C	24	885	Carl	Luthardt	X30 Senioren	50,512
Group C	27	921	Janec Mike	Gabrich	X30 Senioren	50,480
Group C	30	888	Louis	Schütze	X30 Senioren	50,439
Group C	33	940	Tobias	Hinterstoißer	X30 Senioren	50,667
Group C	36	807	Marlon	Vatter	X30 Senioren	50,703
Group C	39	899	Luke	Neubauer	X30 Senioren	50,948
Group C	42	872	Tobias	Burgstahler	X30 Senioren	51,449

Race Director Horst Seidel:



Timekeeping M. Riehmers:



Printed: 21.09.2024 12:52

posted at: h



DKM Round 6

Class: X30 Senioren

Date/Time: 21.09.2024 14:25

Track:

Heat:

Laps:

Wackersdorf II

Heat 1 B-C

11 lap

Edition 1

	35		18		36
			17		34
			16		32
Yoeri Schoens	928	Tony Kart/IAME/Komet	15		30
Karl Schmiederer	811	CRG/IAME/Komet	14	Tobias Burgstahler	872
Devin Leon Ucar	853	Tony Kart /IAME/Komet	13	Luke Neubauer	899
Jacob Trost	881	Tony Kart/IAME/Komet	12	Marlon Vatter	807
Maximilian Engelstädter	817	KR/IAME/Komet	11	Tobias Hinterstoßer	940
Moritz Fischer	806	Tony Kart/IAME/Komet	10	Louis Schütze	888
Max Ohsenbrink	836	Alonso/IAME/Komet	9	Janec Mike Gabrich	921
Davin Singer	884	KR/IAME/Komet	8	Carl Luthardt	885
Donar Munding	920	KR/IAME/Komet	7	Julian Bub	825
Jarno Wiese	835	OTK/IAME/Komet	6	Kevin Wagner	844
Moritz Wolber	815	Maranello/IAME /Komet	5	Felix Maurer	820
Rocco Curcio	812	Exprit/IAME/Komet	4	Luis Esser	809
Niels Tröger	998	Maranello/IAME /Komet	3	Daniel Brozovic	854
Nico Hantke	929	Tony Kart/IAME/Komet	2	Tom Muhler	930
Jason Bralic	823	Kosmic/IAME/Komet	1	Max Hezel	830

Pole Position

printed 21.09.2024 12:52



DKM Round 6

Class: X30 Senioren

Date/Time: 21.09.2024 16:20

Track:

Heat:

Laps:

Wackersdorf II

Heat 2 A-C


11 lap

Edition 1

	35		18		36
			17		34
			16		32
Nina Aptsiauri	814	CRG/IAME/Komet	15		30
Matti Klagen	855	Tony Kart/IAME/Komet	14	Tobias Burgstahler	872
Jan Waibel	845	Tony Kart/IAME/Komet	13	Luke Neubauer	899
Luka Koullen	891	LN/IAME/Komet	12	Marlon Vatter	807
Eric Wess	808	Drago Corse/IAME/Komet	11	Tobias Hinterstoiber	940
Tobias Feeser	904	KR/IAME/Komet	10	Louis Schütze	888
Lutz Ohsenbrink	829	Alonso/IAME/Komet	9	Janec Mike Gabrich	921
Torben Gröndahl	887	KR/IAME/Komet	8	Carl Luthardt	885
Zino Fahlke	919	Kosmic/IAME/Komet	7	Julian Bub	825
Elias Schorneck	816	Tony Kart/IAME/Komet	6	Kevin Wagner	844
Manuel Wagner	821	CRG/IAME/Komet	5	Felix Maurer	820
Niklas Hirsch	877	Kosmic/IAME/Komet	4	Luis Esser	809
Elia Weiss	822	Kosmic/IAME/Komet	3	Daniel Brozovic	854
Leonard Hocker	890	CRG/IAME/Komet	2	Tom Muhler	930
Phil Colin Strenge	895	LN/IAME/Komet	1	Max Hezel	830

Pole Position

printed 21.09.2024 12:52



DKM Round 6

Class: X30 Senioren

Date/Time: 21.09.2024 18:30

Track:

Heat:

Laps:

Wackersdorf II

Heat 3 A-B

11 lap

Edition 1

	35		18		36
	33		17		34
	31		16		32
Nina Aptsiauri	814	CRG/IAME/Komet	15	Yoeri Schoens	928 Tony Kart/IAME/Komet
Matti Klasen	855	Tony Kart/IAME/Komet	14	Karl Schmiederer	811 CRG/IAME/Komet
Jan Waibel	845	Tony Kart/IAME/Komet	13	Devin Leon Ucar	853 Tony Kart /IAME/Komet
Luka Koullen	891	LN/IAME/Komet	12	Jacob Trost	881 Tony Kart/IAME/Komet
Eric Wess	808	Drago Corse/IAME/Komet	11	Maximilian Engelstädter	817 KR/IAME/Komet
Tobias Feeser	904	KR/IAME/Komet	10	Moritz Fischer	806 Tony Kart/IAME/Komet
Lutz Ohsenbrink	829	Alonso/IAME/Komet	9	Max Ohsenbrink	836 Alonso/IAME/Komet
Torben Gröndahl	887	KR/IAME/Komet	8	Davin Singer	884 KR/IAME/Komet
Zino Fahlke	919	Kosmic/IAME/Komet	7	Donar Munding	920 KR/IAME/Komet
Elias Schorneck	816	Tony Kart/IAME/Komet	6	Jarno Wiese	835 OTK/IAME/Komet
Manuel Wagner	821	CRG/IAME/Komet	5	Moritz Wolber	815 Maranello/IAME /Komet
Niklas Hirsch	877	Kosmic/IAME/Komet	4	Rocco Curcio	812 Expri/IAME/Komet
Elia Weiss	822	Kosmic/IAME/Komet	3	Niels Tröger	998 Maranello/IAME /Komet
Leonard Hocker	890	CRG/IAME/Komet	2	Nico Hantke	929 Tony Kart/IAME/Komet
Phil Colin Streng	895	LN/IAME/Komet	1	Jason Bralic	823 Kosmic/IAME/Komet

Pole Position

printed 21.09.2024 12:52



X30 SENIOR

Qualifying Heat B/C

Track length: 1.190 Km
Race Started: 14:27:26
Best Lap by: 823 - Jason Bralic - 49.929

Rank	#	Driver	Nat	Sponsor Entrant	Nat	License E-License	Make	laps	T. Time Diff	Best Lap	Penalty	Points
1	2	Nico Hantke	DEU	VDB Kart Racing	DEU	ITC-C11673 KBF42053	Tony Kart/IAME/Komet	11	9:16.998	50.240		50
2	4	Daniel Brozovic	DEU	Valier Motorsport	DEU	ITE 42036 KBF39300	Energy/IAME/Komet	11	9:17.613 0.615	50.228		44
3	-2	Jason Bralic	NLD	SIM-ON	DEU	ITF46957 KBF39246	Kosmic/IAME/Komet	11	9:18.604 1.606	49.929		41
4	1	Niels Tröger	DEU	Apex Performance	DEU	ITC-C18256 KBF38438	Maranello/IAME/Komet	11	9:19.120 2.122	50.167		38
5	-3	Max Hezel	DEU	ADAC Hessen-Thüringen e.V. CV Performance Group	DEU	ITF38265 BIF38321	KR/IAME/Komet	11	9:19.671 2.673	50.230		36
6	1	Rocco Curcio	DEU	ADAC Württemberg e.V. AT-Motorsport	DEU	ITE29607 KBF38996	Exprit/IAME/Komet	11	9:20.454 3.456	50.319		34
7	1	Luis Esser	DEU	RMW Motorsport	DEU	ITE 11661 KBF39010	OTK/IAME/Komet	11	9:20.825 3.827	50.296		32
8	2	Felix Maurer	DEU	DUTT MOTORSPORT by FENSTER.com	LUX	NKA41244 IBLK867	Tony Kart/IAME/Komet	11	9:21.328 4.330	50.081		30
9	7	Carl Luthardt	DEU	Falcon Racing Team	NLD	ITE 37029 IBL11345	Falcon/IAME/Komet	11	9:21.906 4.908	50.186		28
10	-1	Moritz Wolber	DEU	ADAC Südbaden e.V. NEES RACING	DEU	NKA16641 BIF17863	Maranello/IAME/Komet	11	9:22.691 5.693	50.386		27
11	-7	Tom Muhler	DEU	Larea GT1Racing	DEU	NKA42626 KBF39725	OTK/IAME/Komet	11	9:22.749 5.751	50.303		26
12	5	Max Ohsenbrink	DEU	KSL Racing Team	DEU	ITE18670 KBF1304585	Alonso/IAME/Komet	11	9:23.133 6.135	50.260		25
13	-2	Jarno Wiese	DEU	VDB Kart Racing	DEU	ITE 40767 KBF10478	OTK/IAME/Komet	11	9:24.662 7.664	50.421		24
14	0	Julian Bub	DEU	Dörr Motorsport	DEU	ITF45440 BIC38420	KR/IAME/Komet	11	9:25.110 8.112	50.430		23
15	8	Jacob Trost	DEU	ADAC Hessen-Thüringen e.V. DUTT MOTORSPORT by FENSTER.COM	LUX	NKA41233 IDCK867	Tony Kart/IAME/Komet	11	9:27.816 10.818	50.686		22
16	-1	Davin Singer	DEU	ADAC Südbaden e.V. CV Performance Group	DEU	ITE 23384 BIF38321	KR/IAME/Komet	11	9:28.475 11.477	50.447		21
17	8	Devin Leon Ucar	DEU	ADAC Pfalz e.V. PCH Racing	DEU	ITF40418 KBF39956	Tony Kart /IAME/Komet	11	9:28.596 11.598	50.655		20
18	2	Louis Schütze	DEU	Ebert Motorsport	DEU	ITE 17941 KBF38528	OTK/IAME/Komet	11	9:29.888 12.890	50.323	+ 5 sec	19
19	10	Yoeri Schoens	NLD	LAREA GT1 Racing	DEU	ITE45664 BIF39725	Tony Kart/IAME/Komet	11	9:30.107 13.109	50.505		18
20	2	Tobias Hinterstoißer	DEU	Ebert Motorsport	DEU	ITG39211 KBF38528	LN/IAME/Komet	11	9:30.608 13.610	50.659		17
21	5	Luke Neubauer	DEU	AT Motorsport	DEU	ITE45043 KBF38996	OTK/IAME/Komet	11	9:31.333 14.335	50.845		16
22	-1	Maximilian Engelstädter	DEU	Dörr Motorsport	DEU	NKA40565 BIF38420	KR/IAME/Komet	11	9:31.520 14.522	50.623		15
23	-4	Moritz Fischer	DEU	ADAC Pfalz e.V. DUTT MOTORSP. by FENSTER.COM	LUX	NKA26409 IBLK867	Tony Kart/IAME/Komet	11	9:32.669 15.671	50.469	+ 5 sec	14
24	-11	Donar Munding	LIE	Stern Motorsport	DEU	ITC-C1449 BIC38195	KR/IAME/Komet	11	9:33.042 16.044	50.406	+ 5 sec	13
25	2	Karl Schmiederer	DEU	RS-Motorsport	DEU	ITE39775 KBF40372	CRG/IAME/Komet	11	9:33.530 16.532	51.064		12
26	-8	Janec Mike Gabrich	DEU	ADAC Berlin-Brandenburg e.V. LAREA GT1 RACING	DEU	NKA38939 KBF39725	Kosmic/IAME /Komet	11	9:36.864 19.866	50.720		11
27	-3	Marlon Vatter	DEU	AT Motorsport	DEU	ITF38543 KBF38543	Exprit/IAME/Komet	11	9:38.157 21.159	50.361	+ 10 sec	10
28	0	Tobias Burgstahler	DEU	ADAC Württemberg e.V. Stern Motorsport	DEU	NKA38364 KBF38195	KR/IAME/Komet	11	9:41.831 24.833	51.369	+ 5 sec	9
29	-17	Kevin Wagner	DEU	MSC-Langenfeld e. V. im ADAC TB Racing Team	DEU	ITE 11828 KBF38262	KR/IAME/Komet	11	9:46.478 29.480	50.486		8

Announcements

807 + 5 sec push

888,872, 807,806,920 + 5 sec front fairing


Timekeeper
M.Riehmers

Race Director
H.Seidel

Page 1/1

These results are provisional until the conclusion of any judicial and technical matters!

Printed: 21.09.2024 / 14:49



INT. ADAC Kartrennen Wackersdorf

X30 SENIOR

Pro Kart Raceland Wackersdorf 1,190 Km

Qualifying Heat B/C

21.09.2024 14:25

Race (11 Laps) started at 14:27:26

Lap	Time of Day	Lap Tm	Diff	S1 Tm	S2 Tm	S3 Tm
(929) Nico Hantke						
1	14:28:19.434	52.923	+2.683	20.522	16.659	15.742
2	14:29:10.095	50.661	+0.421	18.645	16.378	15.638
3	14:30:00.576	50.481	+0.241	18.595	16.307	15.579
4	14:30:50.885	50.309	+0.069	18.396	16.271	15.642
5	14:31:41.165	50.280	+0.040	18.381	16.294	15.605
6	14:32:31.405	50.240	18.343	16.261	15.636	
7	14:33:21.755	50.350	+0.110	18.485	16.209	15.656
8	14:34:12.172	50.417	+0.177	18.446	16.219	15.752
9	14:35:02.566	50.394	+0.154	18.466	16.261	15.667
10	14:35:52.998	50.432	+0.192	18.470	16.280	15.682
11	14:36:43.418	50.420	+0.180	18.476	16.271	15.673

(854) Daniel Brozovic						
1	14:28:19.010	52.423	+2.195	19.901	16.684	15.838
2	14:29:09.915	50.905	+0.677	18.663	16.476	15.766
3	14:30:00.474	50.559	+0.331	18.523	16.346	15.690
4	14:30:51.161	50.687	+0.459	18.647	16.311	15.729
5	14:31:41.389	50.223	18.335	16.251	15.642	
6	14:32:32.037	50.648	+0.420	18.387	16.401	15.860
7	14:33:22.589	50.552	+0.324	18.684	16.169	15.699
8	14:34:12.877	50.288	+0.060	18.344	16.247	15.697
9	14:35:03.262	50.385	+0.157	18.406	16.208	15.771
10	14:35:53.576	50.314	+0.086	18.375	16.240	15.699
11	14:36:44.033	50.457	+0.229	18.455	16.271	15.731

(823) Jason Bralic						
1	14:28:21.510	55.070	+5.141	21.675	17.475	15.920
2	14:29:12.153	50.643	+0.714	18.574	16.426	15.643
3	14:30:02.787	50.634	+0.705	18.390	16.375	15.869
4	14:30:52.981	50.194	+0.265	18.247	16.274	15.673
5	14:31:42.954	49.973	+0.044	18.208	16.156	15.609
6	14:32:32.883	49.929	18.185	16.164	15.580	
7	14:33:24.207	51.324	+1.395	18.736	16.742	15.846
8	14:34:14.496	50.289	+0.360	18.358	16.276	15.655
9	14:35:04.662	50.166	+0.237	18.337	16.211	15.618
10	14:35:54.770	50.108	+0.179	18.201	16.234	15.673
11	14:36:45.024	50.254	+0.325	18.365	16.216	15.673

(998) Niels Tröger						
1	14:28:20.568	53.974	+3.807	21.233	16.739	16.002
2	14:29:11.237	50.669	+0.502	18.580	16.345	15.744
3	14:30:02.099	50.862	+0.695	18.748	16.375	15.739
4	14:30:52.327	50.228	+0.061	18.393	16.176	15.659
5	14:31:42.494	50.167	18.303	16.177	15.687	
6	14:32:32.666	50.172	+0.005	18.372	16.131	15.669
7	14:33:24.126	51.460	+1.293	18.826	16.688	15.946
8	14:34:14.852	50.726	+0.559	18.753	16.257	15.716
9	14:35:05.115	50.263	+0.096	18.375	16.183	15.705
10	14:35:55.316	50.201	+0.034	18.353	16.152	15.696
11	14:36:45.540	50.224	+0.057	18.333	16.185	15.706

(830) Max Hezel						
1	14:28:18.638	52.218	+1.988	19.671	16.641	15.906
2	14:29:09.583	50.945	+0.715	18.627	16.514	15.804
3	14:30:00.296	50.713	+0.483	18.557	16.351	15.805
4	14:30:50.720	50.424	+0.194	18.447	16.291	15.686
5	14:31:41.020	50.300	+0.070	18.329	16.258	15.713
6	14:32:31.899	50.879	+0.649	18.618	16.399	15.862
7	14:33:24.357	52.458	+2.228	19.219	16.935	16.304
8	14:34:15.094	50.737	+0.507	18.782	16.287	15.668
9	14:35:05.471	50.377	+0.147	18.359	16.263	15.755
10	14:35:55.861	50.390	+0.160	18.367	16.330	15.693
11	14:36:46.091	50.230	18.295	16.269	15.666	

(812) Rocco Curcio						
1	14:28:20.940	54.269	+3.950	21.340	16.997	15.932
2	14:29:11.838	50.898	+0.579	18.674	16.493	15.731
3	14:30:02.477	50.639	+0.320	18.522	16.350	15.767
4	14:30:52.839	50.362	+0.043	18.395	16.272	15.695
5	14:31:43.385	50.546	+0.227	18.556	16.297	15.693
6	14:32:33.704	50.319	18.379	16.221	15.719	
7	14:33:25.110	51.406	+1.087	18.338	16.924	16.144

(809) Luis Esser						
8	14:34:15.818	50.708	+0.389	18.500	16.448	15.760
9	14:35:06.172	50.354	+0.035	18.339	16.262	15.753
10	14:35:56.555	50.383	+0.064	18.381	16.289	15.713
11	14:36:46.874	50.319	18.328	16.269	15.722	

(820) Felix Maurer						
1	14:28:19.250	52.569	+2.273	20.127	16.650	15.792
2	14:29:10.423	51.173	+0.877	18.996	16.496	15.681
3	14:30:01.394	50.971	+0.675	18.638	16.570	15.763
4	14:30:52.035	50.641	+0.345	18.691	16.320	15.630
5	14:31:42.773	50.738	+0.442	18.369	16.623	15.746
6	14:32:33.320	50.547	+0.251	18.596	16.276	15.675
7	14:33:25.188	51.868	+1.572	18.519	17.025	16.324
8	14:34:16.148	50.960	+0.664	18.811	16.370	15.779
9	14:35:06.536	50.388	+0.092	18.383	16.297	15.708
10	14:35:56.949	50.413	+0.117	18.338	16.388	15.687
11	14:36:47.245	50.296	18.349	16.273	15.674	

(802) Felix Maurer						
1	14:28:19.999	53.249	+3.168	20.747	16.641	15.861
2	14:29:10.659	50.660	+0.579	18.592	16.391	15.677
3	14:30:01.507	50.848	+0.767	18.563	16.516	15.769
4	14:30:51.721	50.214	+0.133	18.394	16.268	15.552
5	14:31:41.802	50.081	18.330	16.186	15.565	
6	14:32:32.097	50.295	+0.214	18.334	16.249	15.712
7	14:33:25.458	53.361	+3.280	19.058	17.927	16.376
8	14:34:16.718	51.260	+1.179	19.016	16.546	15.698
9	14:35:07.151	50.433	+0.352	18.398	16.350	15.685
10	14:35:57.309	50.168	+0.077	18.372	16.230	15.556
11	14:36:47.748	50.439	+0.358	18.514	16.302	15.623

(885) Carl Luthardt						
1	14:28:23.150	56.104	+5.918	21.696	18.155	16.253
2	14:29:14.059	50.909	+0.723	18.708	16.504	15.697
3	14:30:04.561	50.502	+0.316	18.426	16.385	15.691
4	14:30:55.039	50.478	+0.292	18.555	16.271	15.652
5	14:31:45.378	50.339	+0.153	18.405	16.238	15.696
6	14:32:35.564	50.186	18.415	16.148	15.623	
7	14:33:25.989	50.425	+0.239	18.403	16.329	15.693
8	14:34:17.041	51.052	+0.866	18.737	16.621	15.694
9	14:35:07.487	50.446	+0.260	18.427	16.343	15.676
10	14:35:57.836	50.349	+0.163	18.425	16.236	15.688
11	14:36:48.326	50.490	+0.304	18.338	16.488	15.664

(815) Moritz Wolber						
1	14:28:20.632	53.888	+3.502	20.928	17.047	15.913
2	14:29:11.528	50.896	+0.510	18.705	16.506	15.685
3	14:30:03.002	51.474	+1.088	18.568	16.796	16.110
4	14:30:53.999	50.997	+0.611	18.496	16.754	15.747
5	14:31:44.568	50.569	+0.183	18.600	16.342	15.627
6	14:32:35.022	50.454	+0.068	18.469	16.331	15.654
7	14:33:25.604	50.582	+0.196	18.382	16.419	15.781
8	14:34:16.825	51.221	+0.835	18.909	16.626	15.686
9	14:35:07.694	50.869	+0.483	18.388	16.755	15.726
10	14:35:58.080	50.386	+0.483	18.412	16.319	15.655
11	14:36:49.111	51.031	+0.645	18.493	16.583	15.955

(930) Tom Muhler						
1	14:28:18.859	52.358	+2.055	19.778	16.695	15.885
2	14:29:09.999	51.140	+0.837	18.631	16.771	15.738
3	14:30:00.925	<				

INT. ADAC Kartrennen Wackersdorf

X30 SENIOR

Pro Kart Raceland Wackersdorf 1,190 Km

Qualifying Heat B/C

21.09.2024 14:25

Race (11 Laps) started at 14:27:26

Lap	Time of Day	Lap Tm	Diff	S1 Tm	S2 Tm	S3 Tm
4	14:30:55.448	51.062	+0.802	18.881	16.442	15.739
5	14:31:45.708	50.260		18.341	16.248	15.671
6	14:32:36.219	50.511	+0.251	18.425	16.323	15.763
7	14:33:26.693	50.474	+0.214	18.454	16.223	15.797
8	14:34:18.118	51.425	+1.165	18.506	16.784	16.135
9	14:35:08.487	50.369	+0.109	18.384	16.252	15.733
10	14:35:58.964	50.477	+0.217	18.444	16.264	15.769
11	14:36:49.553	50.589	+0.329	18.516	16.287	15.786

(835) Jarno Wiese

1	14:28:21.261	54.446	+4.026	21.366	17.149	15.931
2	14:29:12.513	51.252	+0.831	18.971	16.566	15.715
3	14:30:03.236	50.723	+0.302	18.715	16.367	15.641
4	14:30:53.857	50.621	+0.200	18.517	16.398	15.706
5	14:31:44.318	50.461	+0.040	18.526	16.282	15.653
6	14:32:34.739	50.421		18.565	16.227	15.629
7	14:33:25.577	50.898	+0.417	16.331	16.015	16.015
8	14:34:18.314	52.737	+2.316	19.055	17.550	16.132
9	14:35:08.959	50.645	+0.224	18.604	16.356	15.685
10	14:36:00.300	51.341	+0.920	18.532	16.609	16.200
11	14:36:51.082	50.782	+0.361	18.678	16.367	15.737

(825) Julian Bub

1	14:28:24.036	57.067	+6.637	22.023	18.286	16.758
2	14:29:15.042	51.006	+0.576	18.758	16.510	15.738
3	14:30:05.691	50.649	+0.219	18.674	16.333	15.642
4	14:30:56.251	50.560	+0.130	18.455	16.356	15.749
5	14:31:46.804	50.553	+0.123	18.537	16.307	15.709
6	14:32:37.237	50.433	+0.003	18.584	16.193	15.656
7	14:33:28.879	51.642	+1.212	18.642	16.767	16.233
8	14:34:19.964	51.085	+0.655	19.025	16.342	15.718
9	14:35:10.394	50.430		18.396	16.299	15.735
10	14:36:01.072	50.678	+0.248	18.601	16.299	15.778
11	14:36:51.530	50.458	+0.028	18.469	16.286	15.703

(881) Jacob Trost

1	14:28:24.493	57.208	+6.522	22.228	18.189	16.791
2	14:29:16.325	51.832	+1.146	19.255	16.710	15.867
3	14:30:07.328	51.003	+0.317	18.698	16.494	15.811
4	14:30:58.083	50.765	+0.069	18.523	16.410	15.822
5	14:31:48.770	50.687	+0.001	18.473	16.434	15.780
6	14:32:39.509	50.739	+0.053	18.525	16.428	15.786
7	14:33:30.195	50.686		18.528	16.362	15.786
8	14:34:21.028	50.833	+0.147	18.531	16.554	15.748
9	14:35:11.883	50.855	+0.169	18.579	16.472	15.804
10	14:36:02.624	50.741	+0.055	18.505	16.398	15.838
11	14:36:54.236	51.612	+0.926	18.999	16.563	16.050

(884) Davin Singer

1	14:28:24.913	57.954	+7.507	22.041	19.492	16.421
2	14:29:17.196	52.283	+1.836	19.675	16.821	15.787
3	14:30:08.594	51.398	+0.951	18.644	16.770	15.984
4	14:30:59.248	50.654	+0.207	18.454	16.387	15.813
5	14:31:50.192	50.944	+0.497	18.671	16.341	15.932
6	14:32:40.696	50.504	+0.057	18.487	16.282	15.735
7	14:33:31.195	50.499	+0.052	18.458	16.325	15.716
8	14:34:21.642	50.447		18.422	16.349	15.676
9	14:35:12.339	50.697	+0.250	18.466	16.404	15.827
10	14:36:02.876	50.537	+0.090	18.467	16.341	15.729
11	14:36:54.895	52.019	+1.572	18.774	17.249	15.996

(853) Devin Leon Ucar

1	14:28:24.568	57.234	+6.579	22.439	18.098	16.697
2	14:29:16.550	51.982	+1.327	19.375	16.724	15.883
3	14:30:07.536	50.986	+0.331	18.667	16.509	15.810
4	14:30:58.306	50.770	+0.115	18.552	16.379	15.839
5	14:31:49.005	50.699	+0.044	18.514	16.379	15.806
6	14:32:39.660	50.655		18.555	16.366	15.734
7	14:33:30.547	50.887	+0.232	18.527	16.564	15.796
8	14:34:21.310	50.763	+0.108	18.549	16.482	15.732
9	14:35:12.501	51.191	+0.536	18.596	16.715	15.880
10	14:36:03.543	51.042	+0.387	18.537	16.714	15.791
11	14:36:55.016	51.473	+0.818	18.669	16.766	16.038

(888) Louis Schütze

1	14:28:23.340	56.105	+5.782	21.996	17.733	16.376
2	14:29:14.298	50.958	+0.635	18.773	16.437	15.748
3	14:30:04.894	50.596	+0.273	18.544	16.342	15.710
4	14:30:55.704	50.810	+0.487	18.492	16.549	15.769
5	14:31:46.139	50.435	+0.112	18.461	16.279	15.695
6	14:32:36.462	50.323		18.462	16.222	15.639
7	14:33:26.933	50.471	+0.148	18.463	16.295	15.713
8	14:34:18.182	51.249	+0.926	18.451	16.729	16.069
9	14:35:08.679	50.497	+0.174	18.485	16.363	15.649
10	14:36:00.336	51.657	+1.334	18.570	16.731	16.356
11	14:36:51.308	50.972	+0.649	18.872	16.421	15.679

(928) Yoeri Schoens

1	14:28:26.074	58.207	+7.702	22.674	18.762	16.771
2	14:29:18.615	52.541	+2.036	19.323	17.188	16.030
3	14:30:09.837	51.222	+0.717	18.888	16.527	15.807
4	14:31:01.119	51.282	+0.777	19.080	16.465	15.737
5	14:31:52.211	51.092	+0.587	18.754	16.495	15.843
6	14:32:42.716	50.505		18.521	16.284	15.700
7	14:33:33.660	50.944	+0.439	18.736	16.506	15.702
8	14:34:24.361	50.701	+0.196	18.524	16.421	15.756
9	14:35:15.043	50.682	+0.177	18.595	16.297	15.790
10	14:36:05.805	50.762	+0.257	18.588	16.390	15.784
11	14:36:56.527	50.722	+0.217	18.703	16.327	15.692

(940) Tobias Hinterstoiber

1	14:28:26.240	58.791	+8.132	22.986	18.666	17.139
2	14:29:19.002	52.762	+2.103	19.299	17.368	16.095
3	14:30:10.055	51.053	+0.394	18.805	16.462	15.786
4	14:31:00.934	50.879	+0.220	18.666	16.377	15.836
5	14:31:51.711	50.777	+0.118	18.599	16.425	15.753
6	14:32:42.516	50.805	+0.146	18.593	16.491	15.721
7	14:33:33.372	50.856	+0.197	18.599	16.481	15.776
8	14:34:24.218	50.846	+0.187	18.654	16.433	15.759
9	14:35:14.877	50.659		18.480	16.377	15.802
10	14:36:05.716	50.839	+0.180	18.599	16.419	15.821
11	14:36:57.028	51.312	+0.653	19.150	16.410	15.752

(899) Luke Neubauer

1	14:28:26.382	57.666	+6.821	22.693	18.450	16.523
2	14:29:17.971	52.589	+1.744	19.474	17.201	15.914
3	14:30:09.103	51.132	+0.287	18.772	16.489	15.871
4	14:31:00.013	50.910	+0.065	18.692	16.417	15.801
5	14:31:51.478	51.465	+0.620	18.640	16.924	15.901
6	14:32:42.366	50.888	+0.043	18.636	16.398	15.854
7	14:33:33.942	51.576	+0.731	18.976	16.721	15.879
8	14:34:24.787	50.845		18.594	16.483	15.768
9	14:35:15.681	50.894	+0.049	18.679	16.402	15.813
10	14:36:06.587	50.906	+0.061	18.641	16.450	15.815
11	14:36:57.753	51.166	+0.321	18.803	16.482	15.881


(817) Maximilian Engelstädter

1	14:28:26.497	59.294	+8.671	22.488	19.207	17.599
2	14:29:19.290	52.793	+2.170	19.243	17.292	16.258
3	14:30:10.839	51.549	+0.926	19.010	16.644	15.895
4	14:31:01.804	50.965	+0.342	18.802	16.411	15.752
5	14:31:52.639	50.835	+0.212	18.588	16.431	15.816
6	14:32:43.549	50.910	+0.287	18.712	16.288	15.910
7	14:33:34.344	50.795	+0.172	18.684	16.322	15.789
8	14:34:24.967	50.623		18.511	16.384	15.728
9	14:35:15.860	50.893	+0.270	18.735	16.379	15.779
10	14:36:06.824	50.964	+0.341	18.724	16.394	15.846
11	14:36:57.940	51.116	+0.493	18.718	16.549	15.849

(806) Moritz Fischer

1	14:28:23.605	56.475	+6.006	21.976	18.026	16.473
2	14:29:14.739	51.134	+0.665	18.725	16.560	15.849
3	14:30:05.423	50.684	+0.215	18.541	16.376	15.767
4	14:30:56.073	50.650	+0.181	18.461	16.425	15.764
5	14:31:46.604	50.531	+0.062	18.407	16.334	15.790
6	14:32:37.073	50.469		18.408	16.302	15.759
7	14:33:29.148	52.075	+1.606	18.739	16.946	16.390
8	14:34:20.285	51.137	+0.668	18.956	16.407	15.774

Orbits



INT. ADAC Kartrennen Wackersdorf

X30 SENIOR

Pro Kart Raceland Wackersdorf 1,190 Km

Qualifying Heat B/C

21.09.2024 14:25

Race (11 Laps) started at 14:27:26

Lap	Time of Day	Lap Tm	Diff	S1 Tm	S2 Tm	S3 Tm	Lap	Time of Day	Lap Tm	Diff	S1 Tm	S2 Tm	S3 Tm	
9	14:35:10.928	50.643	+0.174	18.510	16.373	15.760	5	14:31:44.814	50.552	+0.066	18.466	16.391	15.695	
10	14:36:02.386	51.458	+0.989	18.626	16.855	15.977	6	14:32:35.300	50.486		18.446	16.330	15.710	
11	14:36:54.089	51.703	+1.234	19.084	16.541	16.078	7	14:33:26.197	50.897	+0.411	18.440	16.663	15.794	
(920) Donar Munding							8	14:34:17.575	51.378	+0.892	18.744	16.776	15.858	
1	14:28:23.836	56.942	+6.536	21.709	18.476	16.757	9	14:35:08.300	50.725	+0.239	18.534	16.420	15.771	
2	14:29:15.385	51.549	+1.143	19.090	16.698	15.761	10	14:36:00.161	51.861	+1.375	18.857	16.852	16.152	
3	14:30:06.098	50.713	+0.307	18.672	16.392	15.649	11	14:37:12.898	1:12.737	+22.251	32.052	24.132	16.553	
4	14:30:56.504	50.406		18.493	16.255	15.658								
5	14:31:46.992	50.488	+0.082	18.541	16.296	15.651								
6	14:32:37.716	50.724	+0.318	18.618	16.426	15.680								
7	14:33:29.011	51.295	+0.889	18.538	16.643	16.114								
8	14:34:19.627	50.616	+0.210	18.562	16.355	15.699								
9	14:35:10.217	50.590	+0.184	18.539	16.297	15.754								
10	14:36:02.314	52.097	+1.691	18.917	17.150	16.030								
11	14:36:54.462	52.148	+1.742	19.466	16.694	15.988								
(811) Karl Schmiederer														
1	14:28:25.536	57.949	+6.885	22.736	18.438	16.775								
2	14:29:18.334	52.798	+1.734	19.566	17.205	16.027								
3	14:30:09.667	51.333	+0.269	18.871	16.531	15.931								
4	14:31:00.752	51.085	+0.021	18.646	16.541	15.898								
5	14:31:52.468	51.716	+0.652	18.995	16.724	15.997								
6	14:32:43.797	51.329	+0.265	18.639	16.590	16.100								
7	14:33:34.872	51.075	+0.011	18.627	16.564	15.884								
8	14:34:25.994	51.122	+0.058	18.620	16.547	15.955								
9	14:35:17.058	51.064		18.605	16.525	15.934								
10	14:36:08.170	51.112	+0.048	18.717	16.471	15.924								
11	14:36:59.950	51.780	+0.716	19.218	16.561	16.001								
(921) Janec Mike Gabrich														
1	14:28:24.381	57.335	+6.615	22.427	18.130	16.778								
2	14:29:16.888	52.507	+1.787	19.944	16.701	15.862								
3	14:30:08.215	51.327	+0.607	18.707	16.748	15.872								
4	14:30:59.061	50.846	+0.126	18.595	16.423	15.828								
5	14:31:57.523	58.462	+7.742	18.964	23.046	16.452								
6	14:32:48.672	51.149	+0.429	18.806	16.551	15.792								
7	14:33:39.910	51.238	+0.518	18.757	16.599	15.882								
8	14:34:30.756	50.846	+0.126	18.639	16.411	15.796								
9	14:35:21.476	50.720		18.515	16.428	15.777								
10	14:36:12.236	50.760	+0.040	18.615	16.360	15.785								
11	14:37:03.284	51.048	+0.328	18.686	16.463	15.899								
(807) Marlon Vatter														
1	14:28:25.016	57.451	+7.090	22.659	18.184	16.608								
2	14:29:17.481	52.465	+2.104	19.587	16.989	15.889								
3	14:30:08.685	51.204	+0.843	18.669	16.398	16.137								
4	14:30:59.510	50.825	+0.464	18.560	16.355	15.910								
5	14:31:50.927	51.417	+1.056	18.690	16.950	15.777								
6	14:32:41.355	50.428	+0.067	18.446	16.244	15.738								
7	14:33:31.975	50.620	+0.259	18.475	16.431	15.714								
8	14:34:22.336	50.351		18.420	16.281	15.660								
9	14:35:12.809	50.473	+0.112	18.512	16.277	15.684								
10	14:36:03.376	50.567	+0.206	18.463	16.363	15.741								
11	14:36:54.577	51.201	+0.840	18.670	16.590	15.941								
(872) Tobias Burgstahler														
1	14:28:25.832	58.003	+6.634	22.741	18.565	16.697								
2	14:29:18.939	53.107	+1.738	19.389	17.420	16.298								
3	14:30:10.701	51.762	+0.393	19.116	16.667	15.979								
4	14:31:02.285	51.584	+0.215	19.084	16.565	15.935								
5	14:31:53.669	51.384	+0.015	18.872	16.605	15.907								
6	14:32:45.038	51.369		18.767	16.633	15.969								
7	14:33:36.514	51.476	+0.107	18.802	16.637	16.037								
8	14:34:28.031	51.517	+0.148	18.892	16.630	15.995								
9	14:35:19.584	51.553	+0.184	18.871	16.655	16.027								
10	14:36:11.190	51.606	+0.237	18.907	16.596	16.103								
11	14:37:03.251	52.061	+0.692	19.226	16.738	16.097								
(844) Kevin Wagner														
1	14:28:21.913	55.053	+4.567	21.603	17.404	16.046								
2	14:29:12.980	51.067	+0.581	18.846	16.499	15.722								
3	14:30:03.719	50.739	+0.253	18.604	16.375	15.760								
4	14:30:54.262	50.543	+0.057	18.476	16.361	15.706								

INT. ADAC Kartrennen Wackersdorf

Lapchart

X30 SENIOR

Pro Kart Raceland Wackersdorf 1,190 Km

Qualifying Heat B/C

21.09.2024 14:25

Race (11 Laps) started at 14:27:26

Competitors	Laps											
	0	1	2	3	4	5	6	7	8	9	10	11
Max Hezel (830)	1	830	830	830	830	830	929	929	929	929	929	929
Jason Bralic (823)	2	823	930	854	854	929	929	830	854	854	854	854
Tom Muhler (930)	3	930	854	930	929	854	854	854	998	823	823	823
Nico Hantke (929)	4	929	809	929	930	930	930	820	823	998	998	998
Daniel Brozovic (854)	5	854	929	809	809	820	820	930	830	830	830	830
Niels Tröger (998)	6	998	820	820	820	809	998	998	930	812	812	812
Rocco Curcio (812)	7	812	998	998	998	998	809	823	812	809	809	809
Luis Esser (809)	8	809	815	815	812	812	823	809	809	930	930	820
Moritz Wolber (815)	9	815	812	812	823	823	812	812	820	820	820	885
Felix Maurer (820)	10	820	835	823	815	835	835	835	835	815	885	885
Jarno Wiese (835)	11	835	823	835	835	815	815	815	815	885	815	815
Kevin Wagner (844)	12	844	844	844	844	844	844	844	885	844	844	836
Donar Munding (920)	13	920	836	836	836	885	885	885	844	836	836	844
Davin Singer (884)	14	884	885	885	885	836	836	836	836	888	888	835
Julian Bub (825)	15	825	888	888	888	888	888	888	888	835	835	888
Carl Luthardt (885)	16	885	806	806	806	806	806	806	825	920	920	825
Janec Mike Gabrich (921)	17	921	920	825	825	825	825	825	920	825	825	920
Max Ohsenbrink (836)	18	836	825	920	920	920	920	920	806	806	806	806
Moritz Fischer (806)	19	806	921	881	881	881	881	881	881	881	881	807
Maximilian Engelstädter (817)	20	817	881	853	853	853	853	853	853	884	884	884
Louis Schütze (888)	21	888	853	921	921	921	884	884	884	884	853	807
Jacob Trost (881)	22	881	884	884	884	884	807	807	807	807	807	853
Devin Leon Ucar (853)	23	853	807	807	807	807	899	899	940	940	940	940
Tobias Hinterstoßer (940)	24	940	899	899	899	899	940	940	928	928	928	899
Marlon Vatter (807)	25	807	811	811	811	811	928	928	899	899	899	817
Karl Schmiederer (811)	26	811	872	928	928	940	811	817	817	817	817	811
Luke Neubauer (899)	27	899	928	872	940	928	817	811	811	811	811	872
Tobias Burgstahler (872)	28	872	940	940	872	817	872	872	872	872	872	921
Yoeri Schoens (928)	29	928	817	817	817	872	921	921	921	921	921	844



X30 SENIOR

Qualifying Heat B/C Revision 2

Track length: 1.190 Km

Race Started: 14:27:26

Best Lap by: 823 - Jason Bralic - 49.929

Rank	#	Driver	Nat	Sponsor Entrant	Nat	License E-License	Make	laps	T. Time Diff	Best Lap	Penalty	Points
1	5	854 Daniel Brozovic	DEU	Valier Motorsport	DEU	ITE 42036 KBF39300	Energy/IAME/Komet	11	9:17.613	50.228		50
2	-1	823 Jason Bralic	NLD	SIM-ON	DEU	ITF46957 KBF39246	Kosmic/IAME/Komet	11	9:18.604 0.991	49.929		44
3	2	998 Niels Tröger	DEU	Apex Performance	DEU	ITC-C18256 KBF38438	Maranello/IAME/Komet	11	9:19.120 1.507	50.167		41
4	-2	830 Max Hezel	DEU	ADAC Hessen-Thüringen e.V. CV Performance Group	DEU	ITF38265 BIF38321	KR/IAME/Komet	11	9:19.671 2.058	50.230		38
5	2	812 Rocco Curcio	DEU	ADAC Württemberg e.V. AT-Motorsport	DEU	ITE29607 KBF38996	Exprit/IAME/Komet	11	9:20.454 2.841	50.319		36
6	2	809 Luis Esser	DEU	RMW Motorsport	DEU	ITE 11661 KBF39010	OTK/IAME/Komet	11	9:20.825 3.212	50.296		34
7	3	820 Felix Maurer	DEU	DUTT MOTORSPORT by FENSTER.com	LUX	NKA41244 IBLK867	Tony Kart/IAME/Komet	11	9:21.328 3.715	50.081		32
8	8	885 Carl Luthardt	DEU	Falcon Racing Team	NLD	ITE 37029 IBL11345	Falcon/IAME/Komet	11	9:21.906 4.293	50.186		30
9	0	815 Moritz Wolber	DEU	ADAC Südbaden e.V. NEES RACING	DEU	NKA16641 BIF17863	Maranello/IAME/Komet	11	9:22.691 5.078	50.386		28
10	-6	930 Tom Muhler	DEU	Larea GT1Racing	DEU	NKA42626 KBF39725	OTK/IAME/Komet	11	9:22.749 5.136	50.303		27
11	6	836 Max Ohsenbrink	DEU	KSL Racing Team	DEU	ITE18670 KBF1304585	Alonso/IAME/Komet	11	9:23.133 5.520	50.260		26
12	-1	835 Jarno Wiese	DEU	VDB Kart Racing	DEU	ITE 40767 KBF10478	OTK/IAME/Komet	11	9:24.662 7.049	50.421		25
13	1	825 Julian Bub	DEU	Dörr Motorsport	DEU	ITF45440 BIC38420	KR/IAME/Komet	11	9:25.110 7.497	50.430		24
14	9	881 Jacob Trost	DEU	ADAC Hessen-Thüringen e.V. DUTT MOTORSPORT by FENSTER.COM	LUX	NKA41233 IDCK867	Tony Kart/IAME/Komet	11	9:27.816 10.203	50.686		23
15	0	884 Davin Singer	DEU	ADAC Südbaden e.V. CV Performance Group	DEU	ITE 23384 BIF38321	KR/IAME/Komet	11	9:28.475 10.862	50.447		22
16	9	853 Devin Leon Ucar	DEU	ADAC Pfalz e.V. PCH Racing	DEU	ITF40418 KBF39956	Tony Kart /IAME/Komet	11	9:28.596 10.983	50.655		21
17	3	888 Louis Schütze	DEU	Ebert Motorsport	DEU	ITE 17941 KBF38528	OTK/IAME/Komet	11	9:29.888 12.275	50.323	+ 5 sec	20
18	11	928 Yoeri Schoens	NLD	LAREA GT1 Racing	DEU	ITE45664 BIF39725	Tony Kart/IAME/Komet	11	9:30.107 12.494	50.505		19
19	3	940 Tobias Hinterstoßer	DEU	Ebert Motorsport	DEU	ITG39211 KBF38528	LN/IAME/Komet	11	9:30.608 12.995	50.659		18
20	6	899 Luke Neubauer	DEU	AT Motorsport	DEU	ITE45043 KBF38996	OTK/IAME/Komet	11	9:31.333 13.720	50.845		17
21	0	817 Maximilian Engelstädter	DEU	Dörr Motorsport	DEU	NKA40565 BIF38420	KR/IAME/Komet	11	9:31.520 13.907	50.623		16
22	-3	806 Moritz Fischer	DEU	ADAC Pfalz e.V. DUTT MOTORSP. by FENSTER.COM	LUX	NKA26409 IBLK867	Tony Kart/IAME/Komet	11	9:32.669 15.056	50.469	+ 5 sec	15
23	-10	920 Donar Munding	LIE	Stern Motorsport	DEU	ITC-C1449 BIC38195	KR/IAME/Komet	11	9:33.042 15.429	50.406	+ 5 sec	14
24	3	811 Karl Schmiederer	DEU	RS-Motorsport	DEU	ITE39775 KBF40372	CRG/IAME/Komet	11	9:33.530 15.917	51.064		13
25	-7	921 Janec Mike Gabrich	DEU	ADAC Berlin-Brandenburg e.V. LAREA GT1 RACING	DEU	NKA38939 KBF39725	Kosmic/IAME /Komet	11	9:36.864 19.251	50.720		12
26	-2	807 Marlon Vatter	DEU	AT Motorsport	DEU	ITF38543 KBF38543	Exprit/IAME/Komet	11	9:38.157 20.544	50.361	+ 10 sec	11
27	1	872 Tobias Burgstahler	DEU	ADAC Württemberg e.V. Stern Motorsport	DEU	NKA38364 KBF38195	KR/IAME/Komet	11	9:41.831 24.218	51.369	+ 5 sec	10
28	-16	844 Kevin Wagner	DEU	MSC-Langenfeld e. V. im ADAC TB Racing Team	DEU	ITE 11828 KBF38262	KR/IAME/Komet	11	9:46.478 28.865	50.486		9

Not classified

DSQ	929	Nico Hantke	DEU	VDB Kart Racing	DEU	ITC-C11673 KBF42053	Tony Kart/IAME/Komet	11	DSQ	50.240		3
-----	-----	-------------	-----	-----------------	-----	------------------------	----------------------	----	-----	--------	--	---

Announcements

807 + 5 sec push

888,872, 807,806,920 + 5 sec front fairing

929 DQ Steward desision


Timekeeper
M.Riehmers

Race Director
H.Seidel

Page 1/1

These results are provisional until the conclusion of any judicial and technical matters!

Printed: 21.09.2024 / 15:33



X30 SENIOR

Qualifying Heat A/C

Track length: 1.190 Km

Race Started: 16:22:25

Best Lap by: 895 - Phil Colin Strenge - 50.035

Rank	#	Driver	Nat	Sponsor Entrant	Nat	License E-License	Make	laps	T. Time Diff	Best Lap	Penalty	Points
1	0	895 Phil Colin Strenge	DEU	ADAC Württemberg e.V. Ebert Motorsport	DEU	ITE42785 EL38528	LN/IAME/Komet	11	9:14.129	50.035		50
2	3	822 Elia Weiss	DEU	DSK e.V. Ja zum Motorsport SIM-ON	DEU	ITE38504 KBF39246	Kosmic/IAME/Komet	11	9:15.752 1.623	50.063		44
3	4	877 Niklas Hirsch	DEU	MSC-Langenfeld e. V. im ADAC SIM-ON	DEU	ITF39320 KBF39246	Kosmic/IAME/Komet	11	9:16.713 2.584	50.106		41
4	-1	890 Leonard Hocker	DEU	RS-Motorsport	DEU	NKA22440 KBF40372	CRG/IAME/Komet	11	9:16.972 2.843	50.169		38
5	-3	830 Max Hezel	DEU	ADAC Hessen-Thüringen e.V. CV Performance Group	DEU	ITF38265 BIF38321	KR/IAME/Komet	11	9:20.343 6.214	50.374		36
6	-2	930 Tom Muhler	DEU	Larea GT1Racing	DEU	NKA42626 KBF39725	OTK/IAME/Komet	11	9:20.480 6.351	50.175		34
7	1	809 Luis Esser	DEU	RMW Motorsport	DEU	ITE 11661 KBF39010	OTK/IAME/Komet	11	9:22.228 8.099	50.298		32
8	2	820 Felix Maurer	DEU	DUTT MOTORSPORT by FENSTER.com	LUX	NKA41244 IBLK867	Tony Kart/IAME/Komet	11	9:22.275 8.146	50.245		30
9	-3	854 Daniel Brozovic	DEU	Valier Motorsport	DEU	ITE 42036 KBF39300	Energy/IAME/Komet	11	9:22.325 8.196	50.313		28
10	6	885 Carl Luthardt	DEU	Falcon Racing Team	NLD	ITE 37029 IBL11345	Falcon/IAME/Komet	11	9:22.727 8.598	50.329		27
11	6	829 Lutz Ohsenbrink	DEU	KSL Racing Team	DEU	ITE40759 KBF1304585	Alonso/IAME/Komet	11	9:23.662 9.533	50.217		26
12	-1	816 Elias Schorneck	DEU	VDB Kart Racing	DEU	ITE40538 KBF10478	Tony Kart/IAME/Komet	11	9:24.299 10.170	50.401		25
13	2	887 Torben Gröndahl	DEU	MSC Groß Döln e.V. im ADAC CV Performance Group	DEU	ITC-C14120 BIF38321	KR/IAME/Komet	11	9:25.543 11.414	50.299	+ 5 sec	24
14	-5	821 Manuel Wagner	DEU	RS-Motorsport	DEU	ITE 39259 KBF40372	CRG/IAME/Komet	11	9:26.123 11.994	50.316		23
15	-1	825 Julian Bub	DEU	Dörr Motorsport	DEU	ITF45440 BIC38420	KR/IAME/Komet	11	9:26.190 12.061	50.488		22
16	-3	919 Zino Fahke	DEU	Larea GT1 Racing	DEU	ITE 16367 KBF39725	Kosmic/IAME/Komet	11	9:26.248 12.119	50.385		21
17	3	888 Louis Schütze	DEU	Ebert Motorsport	DEU	ITE 17941 KBF38528	OTK/IAME/Komet	11	9:26.344 12.215	50.481		20
18	-6	844 Kevin Wagner	DEU	MSC-Langenfeld e. V. im ADAC TB Racing Team	DEU	ITE 11828 KBF38262	KR/IAME/Komet	11	9:31.414 17.285	50.671		19
19	7	899 Luke Neubauer	DEU	AT Motorsport	DEU	ITE45043 KBF38996	OTK/IAME/Komet	11	9:32.726 18.597	50.903		18
20	2	940 Tobias Hinterstoißer	DEU	Ebert Motorsport	DEU	ITG39211 KBF38528	LN/IAME/Komet	11	9:34.849 20.720	50.718		17
21	0	808 Eric Wess	DEU	Kartshop Ampfing	DEU	ITE44964 KBF25142	Drago Corse/IAME/Komet	11	9:36.580 22.451	50.598	+ 5 sec	16
22	2	807 Marlon Vatter	DEU	AT Motorsport	DEU	ITF38543 KBF38543	Exprit/IAME/Komet	11	9:36.719 22.590	50.634	+ 5 sec	15
23	4	855 Matti Klasen	DEU	DSK e.V. Ja zum Motorsport RMW Motorsport	DEU	ITE13782 BIC39010	Tony Kart/IAME/Komet	11	9:37.363 23.234	50.962	+ 5 sec	14
24	1	845 Jan Waibel	DEU	ADAC Mittelrhein e.V. VDB Kart Racing	DEU	NKA12495 KBF10478	Tony Kart/IAME/Komet	11	9:37.405 23.276	50.701	+ 5 sec	13
25	4	814 Nina Aptsiauri	GEO	CRG Deutschland	DEU	ITF230054 KBF18122	CRG/IAME/Komet	11	9:38.433 24.304	51.277		12
26	-8	921 Janec Mike Gabrich	DEU	ADAC Berlin-Brandenburg e.V. LAREA GT1 RACING	DEU	NKA38939 KBF39725	Kosmic/IAME /Komet	11	9:41.438 27.309	51.009		11
27	1	872 Tobias Burgstahler	DEU	ADAC Württemberg e.V. Stern Motorsport	DEU	NKA38364 KBF38195	KR/IAME/Komet	11	9:42.136 28.007	51.375	+ 5 sec	10
28	-5	891 Luka Koullen	NLD	PCH Racing	DEU	NKA50483 BIF39956	LN/IAME/Komet	8	7:52.123 3 Laps	51.158		9
29	-10	904 Tobias Feeser	DEU	Sonja Feeser	DEU	ITE13863 BEK1198789	KR/IAME/Komet	0	1.462 11 Laps			8

Announcements

808,807,855 + 5 sec push

845,887,872 + 5 sec front fairing


Timekeeper
M.Riehmers

Race Director
H.Seidel

Page 1/1

These results are provisional until the conclusion of any judicial and technical matters!

Printed: 21.09.2024 / 16:52



INT. ADAC Kartrennen Wackersdorf

X30 SENIOR

Pro Kart Raceland Wackersdorf 1,190 Km

Qualifying Heat A/C

21.09.2024 16:20

Race (11 Laps) started at 16:22:25

Lap	Time of Day	Lap Tm	Diff	S1 Tm	S2 Tm	S3 Tm
(895) Phil Colin Strenge						
1	16:23:17.399	51.788	+1.753	19.370	16.586	15.832
2	16:24:08.082	50.683	+0.648	18.659	16.337	15.687
3	16:24:58.505	50.423	+0.388	18.477	16.260	15.686
4	16:25:48.885	50.380	+0.345	18.373	16.269	15.738
5	16:26:39.059	50.174	+0.139	18.360	16.152	15.662
6	16:27:29.268	50.209	+0.174	18.356	16.158	15.695
7	16:28:19.361	50.093	+0.058	18.327	16.158	15.608
8	16:29:09.396	50.035		18.248	16.150	15.637
9	16:29:59.525	50.129	+0.094	18.342	16.154	15.633
10	16:30:49.596	50.071	+0.036	18.292	16.154	15.625
11	16:31:39.740	50.144	+0.109	18.274	16.192	15.678

Lap	Time of Day	Lap Tm	Diff	S1 Tm	S2 Tm	S3 Tm
(822) Elia Weiss						
1	16:23:18.714	52.782	+2.719	20.101	16.693	15.988
2	16:24:09.560	50.846	+0.783	18.573	16.449	15.824
3	16:25:00.049	50.489	+0.426	18.410	16.335	15.744
4	16:25:50.460	50.411	+0.348	18.297	16.364	15.750
5	16:26:40.523	50.033		18.249	16.204	15.610
6	16:27:30.696	50.173	+0.110	18.291	16.234	15.648
7	16:28:20.831	50.135	+0.072	18.217	16.277	15.641
8	16:29:10.927	50.096	+0.033	18.226	16.235	15.635
9	16:30:01.056	50.129	+0.066	18.162	16.294	15.673
10	16:30:51.201	50.145	+0.082	18.304	16.203	15.638
11	16:31:41.363	50.162	+0.099	18.244	16.249	15.669

Lap	Time of Day	Lap Tm	Diff	S1 Tm	S2 Tm	S3 Tm
(877) Niklas Hirsch						
1	16:23:19.217	53.116	+3.010	20.284	16.898	15.934
2	16:24:09.980	50.763	+0.657	18.580	16.444	15.739
3	16:25:00.515	50.535	+0.429	18.526	16.289	15.720
4	16:25:51.028	50.513	+0.407	18.435	16.322	15.756
5	16:26:41.270	50.242	+0.136	18.361	16.189	15.692
6	16:27:31.555	50.285	+0.179	18.268	16.252	15.765
7	16:28:21.717	50.162	+0.056	18.296	16.203	15.663
8	16:29:11.867	50.150	+0.044	18.304	16.171	15.675
9	16:30:02.040	50.173	+0.067	18.275	16.187	15.711
10	16:30:52.146	50.106		18.328	16.149	15.629
11	16:31:42.324	50.178	+0.072	18.269	16.212	15.697

Lap	Time of Day	Lap Tm	Diff	S1 Tm	S2 Tm	S3 Tm
(890) Leonard Hocker						
1	16:23:18.081	52.353	+2.184	19.869	16.599	15.885
2	16:24:08.757	50.676	+0.507	18.562	16.443	15.671
3	16:24:59.434	50.677	+0.508	18.483	16.420	15.774
4	16:25:49.958	50.524	+0.355	18.504	16.302	15.718
5	16:26:40.353	50.395	+0.226	18.445	16.243	15.707
6	16:27:30.983	50.630	+0.461	18.668	16.289	15.673
7	16:28:21.208	50.225	+0.056	18.357	16.277	15.591
8	16:29:11.377	50.169		18.386	16.176	15.607
9	16:30:01.577	50.200	+0.031	18.308	16.246	15.646
10	16:30:51.902	50.325	+0.156	18.371	16.268	15.686
11	16:31:42.583	50.681	+0.512	18.678	16.328	15.675

Lap	Time of Day	Lap Tm	Diff	S1 Tm	S2 Tm	S3 Tm
(830) Max Hezel						
1	16:23:17.682	51.988	+1.614	19.463	16.673	15.852
2	16:24:08.588	50.906	+0.532	18.607	16.521	15.778
3	16:24:59.575	50.987	+0.613	18.526	16.654	15.807
4	16:25:50.655	51.080	+0.706	18.511	16.788	15.781
5	16:26:41.131	50.476	+0.102	18.388	16.323	15.765
6	16:27:31.902	50.771	+0.397	18.670	16.347	15.754
7	16:28:22.276	50.374		18.355	16.299	15.720
8	16:29:12.782	50.506	+0.132	18.409	16.345	15.752
9	16:30:03.281	50.499	+0.125	18.433	16.362	15.704
10	16:30:53.974	50.693	+0.319	18.560	16.360	15.773
11	16:31:45.954	51.980	+1.606	18.847	16.650	16.483

Lap	Time of Day	Lap Tm	Diff	S1 Tm	S2 Tm	S3 Tm
(930) Tom Muhler						
1	16:23:18.613	52.842	+2.667	19.956	16.817	16.069
2	16:24:09.895	51.282	+1.107	18.899	16.544	15.839
3	16:25:01.356	51.461	+1.286	19.051	16.559	15.851
4	16:25:51.950	50.594	+0.419	18.396	16.397	15.801
5	16:26:42.351	50.401	+0.226	18.322	16.315	15.764
6	16:27:32.632	50.281	+0.106	18.275	16.268	15.738
7	16:28:22.807	50.175		18.290	16.254	15.631

Lap	Time of Day	Lap Tm	Diff	S1 Tm	S2 Tm	S3 Tm
8	16:29:13.099	50.292	+0.117	18.315	16.271	15.706
9	16:30:03.550	50.451	+0.276	18.324	16.394	15.733
10	16:30:54.161	50.611	+0.436	18.465	16.403	15.743
11	16:31:46.091	51.930	+1.755	18.795	16.645	16.490

Lap	Time of Day	Lap Tm	Diff	S1 Tm	S2 Tm	S3 Tm
(809) Luis Esser						
1	16:23:19.947	53.683	+3.385	20.385	17.147	16.151
2	16:24:12.108	52.161	+1.863	19.527	16.745	15.889
3	16:25:02.801	50.693	+0.395	18.530	16.438	15.725
4	16:25:53.352	50.551	+0.253	18.415	16.363	15.773
5	16:26:43.770	50.418	+0.120	18.405	16.324	15.689
6	16:27:34.224	50.454	+0.156	18.363	16.399	15.692
7	16:28:24.575	50.351	+0.053	18.361	16.315	15.675
8	16:29:14.873	50.298		18.357	16.270	15.671
9	16:30:05.549	50.676	+0.378	18.395	16.510	15.771
10	16:30:55.982	50.433	+0.135	18.429	16.286	15.718
11	16:31:47.839	51.857	+1.559	18.907	16.443	16.507

Lap	Time of Day	Lap Tm	Diff	S1 Tm	S2 Tm	S3 Tm
(820) Felix Maurer						
1	16:23:19.775	53.435	+3.190	20.178	17.021	16.236
2	16:24:12.770	52.995	+2.750	20.273	16.860	15.862
3	16:25:03.557	50.787	+0.542	18.623	16.431	15.733
4	16:25:54.084	50.527	+0.282	18.466	16.299	15.762
5	16:26:44.441	50.357	+0.112	18.403	16.251	15.703
6	16:27:34.686	50.245		18.319	16.283	15.643
7	16:28:24.949	50.263	+0.018	18.371	16.240	15.652
8	16:29:15.324	50.375	+0.130	18.389	16.299	15.687
9	16:30:05.730	50.406	+0.161	18.449	16.263	15.694
10	16:30:56.071	50.341	+0.096	18.386	16.330	15.625
11	16:31:47.886	51.815	+1.570	18.664	16.661	16.490

Lap	Time of Day	Lap Tm	Diff	S1 Tm	S2 Tm	S3 Tm
(854) Daniel Brozovic						
1	16:23:19.673	53.819	+3.506	20.402	17.388	16.029
2	16:24:12.631	52.958	+2.645	20.058	16.916	15.984
3	16:25:03.916	51.285	+0.972	19.050	16.425	15.810
4	16:25:54.519	50.603	+0.290	18.449	16.338	15.816
5	16:26:44.441	50.776	+0.463	18.675	16.343	15.758
6	16:27:35.765	50.470	+0.157	18.470	16.248	15.752
7	16:28:26.078	50.313		18.350	16.232	15.731
8	16:29:16.471	50.393	+0.080	18.360	16.303	15.700
9	16:30:07.014	50.543	+0.230	18.376	16.334	15.833
10	16:30:57.464	50.450	+0.137	18.400	16.303	15.747
11	16:31:47.936	50.472	+0.159	18.401	16.280	15.791

Lap	Time of Day	Lap Tm	Diff	S1 Tm	S2 Tm	S3 Tm
(885) Carl Luthardt						
1	16:23:20.844	53.878	+3.549	20.534	17.386	15.958
2	16:24:13.746	52.902	+2.573	19.662	17.047	16.193
3	16:25:04.522	50.776	+0.447	18.525	16.459	15.792
4	16:25:55.050	50.528	+0.199	18.468	16.367	15.693
5	16:26:45.960	50.910	+0.581	18.450	16.406	16.054
6	16:27:36.340	50.380	+0.051	18.398	16.270	15.712
7	16:28:					

INT. ADAC Kartrennen Wackersdorf

X30 SENIOR

Pro Kart Raceland Wackersdorf 1,190 Km

Qualifying Heat A/C

21.09.2024 16:20

Race (11 Laps) started at 16:22:25

Lap	Time of Day	Lap Tm	Diff	S1 Tm	S2 Tm	S3 Tm
4	16:25:56.214	50.604	+0.203	18.509	16.316	15.779
5	16:26:46.702	50.488	+0.087	18.457	16.285	15.746
6	16:27:37.550	50.848	+0.447	18.798	16.349	15.701
7	16:28:27.951	50.401		18.465	16.289	15.647
8	16:29:18.379	50.428	+0.027	18.453	16.264	15.711
9	16:30:08.817	50.438	+0.037	18.390	16.384	15.664
10	16:30:59.334	50.517	+0.116	18.518	16.296	15.703
11	16:31:49.910	50.576	+0.175	18.524	16.316	15.736

(887) Torben Gröndahl

1	16:23:20.058	53.157	+2.858	20.073	16.937	16.147
2	16:24:12.380	52.322	+2.023	19.799	16.659	15.864
3	16:25:03.021	50.641	+0.342	18.488	16.368	15.785
4	16:25:53.585	50.564	+0.265	18.423	16.332	15.809
5	16:26:44.009	50.424	+0.125	18.405	16.262	15.757
6	16:27:34.363	50.354	+0.065	18.391	16.285	15.678
7	16:28:24.794	50.431	+0.132	18.356	16.341	15.734
8	16:29:15.093	50.299		18.346	16.254	15.699
9	16:30:05.463	50.370	+0.071	18.360	16.213	15.797
10	16:30:55.773	50.310	+0.011	18.321	16.248	15.741
11	16:31:46.154	50.381	+0.082	18.378	16.233	15.770

(821) Manuel Wagner

1	16:23:20.254	53.661	+3.345	20.204	17.093	16.364
2	16:24:12.955	52.701	+2.385	19.927	16.916	15.858
3	16:25:04.136	51.181	+0.865	18.968	15.533	15.680
4	16:25:54.611	50.475	+0.159	18.487	16.367	15.621
5	16:26:46.193	51.582	+1.266	18.697	16.690	16.195
6	16:27:38.312	52.119	+1.803	19.435	16.681	16.003
7	16:28:29.064	50.762	+0.436	18.723	16.347	15.682
8	16:29:19.459	50.395	+0.079	18.354	16.295	15.746
9	16:30:09.775	50.316		18.374	16.296	15.646
10	16:31:00.116	50.341	+0.025	18.374	16.255	15.712
11	16:31:51.734	51.618	+1.302	18.908	16.445	16.265

(825) Julian Bub

1	16:23:21.667	54.782	+4.294	20.933	17.452	16.397
2	16:24:13.683	52.016	+1.528	19.055	16.947	16.014
3	16:25:04.748	51.065	+0.577	18.831	16.455	15.779
4	16:25:55.369	50.621	+0.133	18.571	16.349	15.701
5	16:26:46.260	50.891	+0.403	18.459	16.289	16.143
6	16:27:37.490	51.230	+0.742	18.914	16.495	15.821
7	16:28:28.455	50.965	+0.477	18.713	16.520	15.732
8	16:29:18.955	50.500	+0.012	18.448	16.314	15.738
9	16:30:09.443	50.488		18.443	16.300	15.745
10	16:30:59.996	50.553	+0.065	18.444	16.306	15.803
11	16:31:51.801	51.805	+1.317	18.892	16.489	16.424

(919) Zino Fahlke

1	16:23:20.630	53.885	+3.500	20.466	17.232	16.187
2	16:24:14.047	53.417	+3.032	19.527	17.755	16.135
3	16:25:05.397	51.350	+0.965	18.987	16.516	15.847
4	16:25:56.521	51.124	+0.739	18.822	16.464	15.838
5	16:26:47.027	50.506	+0.121	18.425	16.325	15.756
6	16:27:38.403	51.376	+0.991	18.605	16.526	16.245
7	16:28:29.487	51.084	+0.699	18.784	16.522	15.778
8	16:29:19.901	50.414	+0.029	18.384	16.294	15.736
9	16:30:10.286	50.385		18.387	16.273	15.725
10	16:31:00.762	50.476	+0.091	18.453	16.279	15.744
11	16:31:51.859	51.097	+0.712	18.460	16.440	16.197

(888) Louis Schütze

1	16:23:23.113	55.997	+5.516	22.329	17.606	16.062
2	16:24:15.289	52.176	+1.695	18.740	16.812	16.624
3	16:25:07.025	51.736	+1.255	19.310	16.596	15.830
4	16:25:57.642	50.617	+0.136	18.471	16.315	15.831
5	16:26:48.210	50.568	+0.087	18.401	16.351	15.816
6	16:27:39.184	50.974	+0.493	18.762	16.432	15.780
7	16:28:29.695	50.511	+0.030	18.471	16.365	15.675
8	16:29:20.217	50.522	+0.041	18.379	16.392	15.751
9	16:30:10.698	50.481		18.421	16.343	15.717
10	16:31:01.206	50.508	+0.027	18.440	16.351	15.717
11	16:31:51.955	50.749	+0.268	18.478	16.390	15.881

(844) Kevin Wagner

1	16:23:21.832	55.132	+4.461	20.725	17.942	16.465
2	16:24:15.366	53.534	+2.863	19.503	17.456	16.575
3	16:25:07.260	51.894	+1.223	19.397	16.614	15.883
4	16:25:58.067	50.807	+0.136	18.539	16.424	15.844
5	16:26:48.738	50.671		18.492	16.379	15.800
6	16:27:40.493	51.765	+1.084	18.589	16.472	16.694
7	16:28:31.652	51.159	+0.488	18.853	16.481	15.825
8	16:29:22.523	50.871	+0.200	18.539	16.445	15.887
9	16:30:13.489	50.966	+0.295	18.554	16.419	15.993
10	16:31:04.983	51.494	+0.823	18.607	16.574	16.313
11	16:31:57.025	52.042	+1.371	18.997	16.702	16.343

(899) Luke Neubauer

1	16:23:26.387	57.854	+6.951	22.440	18.964	16.450
2	16:24:17.547	52.160	+1.257	19.028	16.915	16.217
3	16:25:09.540	51.993	+1.090	18.805	17.042	16.146
4	16:26:00.849	51.309	+0.406	18.670	16.713	15.926
5	16:26:51.908	51.059	+0.156	18.615	16.537	15.907
6	16:27:43.041	51.133	+0.230	18.692	16.539	15.902
7	16:28:34.030	50.989	+0.086	18.625	16.517	15.847
8	16:29:25.180	51.150	+0.247	18.611	16.595	15.944
9	16:30:16.083	50.903		18.591	16.461	15.851
10	16:31:07.158	51.075	+0.172	18.735	16.536	15.804
11	16:31:58.337	51.179	+0.276	18.584	16.636	15.959

(940) Tobias Hinterstoiber

1	16:23:28.184	54.286	+3.568	19.562	18.112	16.612
2	16:24:20.249	52.065	+1.347	19.050	16.953	16.062
3	16:25:12.334	52.085	+1.367	18.778	17.361	15.946
4	16:26:03.379	51.045	+0.327	18.615	16.497	15.933
5	16:26:54.311	50.932	+0.214	18.661	16.412	15.859
6	16:27:45.073	50.762	+0.044	18.537	16.439	15.786
7	16:28:36.686	51.613	+0.895	19.258	16.521	15.834
8	16:29:27.568	50.882	+0.164	18.518	16.535	15.829
9	16:30:18.811	51.243	+0.525	18.776	16.523	15.944
10	16:31:09.742	50.931	+0.213	18.590	16.482	15.859
11	16:32:00.460	50.718		18.505	16.390	15.823

(808) Eric Wess

1	16:23:26.239	58.007	+7.409	22.997	18.613	16.397
2	16:24:17.167	51.928	+1.330	19.043	16.640	16.245
3	16:25:08.956	51.789	+1.191	18.898	16.781	16.110
4	16:25:59.806	50.850	+0.252	18.598	16.403	15.849
5	16:26:50.994	51.188	+0.590	18.645	16.682	15.861
6	16:27:41.839	50.845	+0.247	18.584	16.445	15.816
7	16:28:32.553	50.714	+0.116	18.587	16.259	15.868
8	16:29:23.334	50.781	+0.183	18.621	16.319	15.841
9	16:30:13.932	50.598		18.477	16.265	15.856
10	16:31:05.144	51.212	+0.614	18.408	16.428	16.376
11	16:31:57.191	52.047	+1.449	19.025	16.534	16.488

(807) Marlon Vatter

1	16:23:22.918	55.504	+4.870	21.889	17.519	16.096
2	16:24:15.438	52.520	+1.886	18.756	16.854	16.910
3	16:25:09.655	54.217	+3.583	20.655	17.080	16.482
4	16:26:00.708	51.053	+0.419	18.748	16.415	15.890
5	16:26:51.437	50.729	+0.095	18.467	16.419	15.843
6	16:27:42.623	51.186	+0.552	18.477	16.760	15.949
7	16:28:33.257	50.684		18.465	16.346	15.823
8	16:29:24.460	51.203	+0.569	18.698	16.687	15.818
9	16:30:15.270	50.810	+0.176	18.508	16.440	15.862
10	16:31:05.920	50.650	+0.016	18.488	16.350	15.812
11	16:31:57.330	51.410	+0.776	18.492	16.458	16.460

(855) Matti Klasen

1	16:23:23.815	55.189	+5.227	22.078	17.681	16.430
2	16:24:16.088	52.273	+1.311	19.488	16.839	15.946
3	16:25:08.355	52.267	+1.305	19.496	16.797	15.974
4	16:25:59.640	51.285	+0.323	18.777	16.575	15.933
5	16:26:50.805	51.165	+0.203	18.656	16.623	15.886
6	16:27:42.075	51.270	+0.308	18.596	16.842	15.832
7	16:28:33.045	50.970	+0.008	18.621	16.504	15.845
8	16:29:24.144	51.099	+0.137	18.625	16.576	15.898

Orbits



INT. ADAC Kartrennen Wackersdorf

X30 SENIOR

Pro Kart Raceland Wackersdorf 1,190 Km

Qualifying Heat A/C

21.09.2024 16:20

Race (11 Laps) started at 16:22:25

Lap	Time of Day	Lap Tm	Diff	S1 Tm	S2 Tm	S3 Tm	Lap	Time of Day	Lap Tm	Diff	S1 Tm	S2 Tm	S3 Tm
9	16:30:15.106	50.952		18.517	16.558	15.887							
10	16:31:06.432	51.326	+0.364	18.953	16.533	15.840							
11	16:31:57.974	51.542	+0.580	18.572	16.704	16.266							
(845) Jan Waibel													
1	16:23:24.062	56.517	+5.816	22.179	17.988	16.350							
2	16:24:16.537	52.476	+1.774	19.370	17.053	16.052							
3	16:25:09.262	52.726	+2.024	19.105	17.372	16.248							
4	16:26:00.135	50.873	+0.172	18.639	16.419	15.815							
5	16:26:51.151	51.016	+0.315	18.532	16.592	15.892							
6	16:27:42.741	51.590	+0.889	18.565	17.092	15.933							
7	16:28:33.463	50.722	+0.021	18.580	16.372	15.770							
8	16:29:24.740	51.277	+0.576	18.611	16.795	15.871							
9	16:30:15.441	50.701		18.497	16.404	15.800							
10	16:31:06.660	51.219	+0.518	18.903	16.503	15.813							
11	16:31:58.016	51.356	+0.655	18.562	16.604	16.190							
(814) Nina Aptsiauri													
1	16:23:24.605	56.618	+5.341	21.896	18.277	16.445							
2	16:24:17.473	52.868	+1.591	19.149	17.297	16.422							
3	16:25:09.899	52.426	+1.149	19.374	16.841	16.211							
4	16:26:01.669	51.770	+0.493	19.126	16.637	16.007							
5	16:26:53.419	51.760	+0.473	18.901	16.729	16.120							
6	16:27:44.890	51.471	+0.194	18.755	16.680	16.036							
7	16:28:37.081	52.191	+0.914	19.634	16.556	16.001							
8	16:29:28.587	51.506	+0.229	18.707	16.717	16.082							
9	16:30:19.864	51.277		18.715	16.609	15.953							
10	16:31:12.416	52.552	+1.275	18.763	17.476	16.313							
11	16:32:04.044	51.628	+0.351	18.847	16.667	16.114							
(921) Janec Mike Gabrich													
1	16:23:21.988	54.941	+3.932	21.159	17.548	16.234							
2	16:24:14.660	52.672	+1.663	19.225	16.978	16.469							
3	16:25:05.994	51.334	+0.325	18.763	16.553	16.018							
4	16:25:57.026	51.032	+0.023	18.677	16.477	15.878							
5	16:26:48.035	51.009		18.631	16.500	15.878							
6	16:27:40.503	52.468	+1.459	18.962	16.668	16.838							
7	16:28:32.524	52.021	+1.012	19.220	16.598	16.203							
8	16:29:25.362	52.838	+1.829	19.298	17.318	16.222							
9	16:30:18.695	53.333	+2.324	19.589	17.415	16.329							
10	16:31:12.994	54.299	+3.290	19.374	18.590	16.335							
11	16:32:07.049	54.056	+3.046	19.634	17.919	16.502							
(872) Tobias Burgstahler													
1	16:23:24.383	56.768	+5.383	22.209	18.027	16.522							
2	16:24:17.738	53.355	+1.980	19.258	17.041	17.056							
3	16:25:09.991	52.253	+0.878	19.240	16.940	16.073							
4	16:26:01.529	51.538	+0.163	18.815	16.615	16.108							
5	16:26:52.904	51.375		18.775	16.620	15.980							
6	16:27:44.503	51.599	+0.224	18.860	16.696	16.043							
7	16:28:35.985	51.482	+0.107	18.824	16.687	15.971							
8	16:29:27.406	51.421	+0.046	18.741	16.641	16.039							
9	16:30:19.413	52.007	+0.632	19.255	16.729	16.023							
10	16:31:11.273	51.860	+0.485	18.813	16.963	16.084							
11	16:32:02.747	51.474	+0.099	18.809	16.617	16.048							
(891) Luka Koullen													
1	16:23:23.909	56.467	+5.309	22.040	17.869	16.558							
2	16:24:15.567	51.668	+0.500	18.900	16.650	16.108							
3	16:25:13.134	57.567	+6.409	22.421	18.927	16.219							
4	16:26:04.661	51.527	+0.369	18.865	16.538	16.124							
5	16:26:55.819	51.158		18.736	16.447	15.975							
6	16:27:47.605	51.786	+0.628	18.607	16.505	16.674							
7	16:29:10.313	1:22.708	+31.550	49.080	17.482	16.146							
8	16:30:17.734	1:07.421	+16.263	24.224	22.777	20.420							

INT. ADAC Kartrennen Wackersdorf

Lapchart

X30 SENIOR

Pro Kart Raceland Wackersdorf 1,190 Km

Qualifying Heat A/C

21.09.2024 16:20

Race (11 Laps) started at 16:22:25

Competitors	Laps											
	0	1	2	3	4	5	6	7	8	9	10	11
Phil Colin Strenge (895)	1	895	895	895	895	895	895	895	895	895	895	895
Max Hezel (830)	2	830	830	830	890	890	890	822	822	822	822	822
Leonard Hocker (890)	3	890	890	890	830	822	822	890	890	890	890	877
Tom Muhler (930)	4	930	930	822	822	830	830	877	877	877	877	890
Daniel Brozovic (854)	5	854	822	930	877	877	877	830	830	830	830	830
Elia Weiss (822)	6	822	877	877	930	930	930	930	930	930	930	930
Niklas Hirsch (877)	7	877	854	809	809	809	809	809	809	809	887	887
Luis Esser (809)	8	809	820	887	887	887	887	887	887	887	809	809
Felix Maurer (820)	9	820	809	854	820	820	820	820	820	820	820	820
Manuel Wagner (821)	10	821	887	820	854	854	854	854	854	854	854	854
Elias Schorneck (816)	11	816	821	821	821	821	885	885	885	885	885	885
Kevin Wagner (844)	12	844	919	825	885	885	821	829	829	829	829	829
Zino Fahlke (919)	13	919	816	885	825	825	825	825	816	816	816	816
Julian Bub (825)	14	825	885	919	829	829	829	816	825	825	825	821
Torben Gröndahl (887)	15	887	825	829	919	816	816	821	821	821	821	825
Carl Luthardt (885)	16	885	844	816	816	919	919	919	919	919	919	919
Lutz Ohsenbrink (829)	17	829	829	921	921	921	921	888	888	888	888	888
Janec Mike Gabrich (921)	18	921	921	888	888	888	888	844	844	844	844	844
Tobias Feeser (904)	19	904	807	844	844	844	844	921	921	808	808	808
Louis Schütze (888)	20	888	888	807	855	855	855	808	808	855	855	807
Eric Wess (808)	21	808	855	891	808	808	808	855	855	807	807	855
Marlon Vatter (807)	22	807	891	855	845	845	845	807	807	845	845	845
Luka Koullen (891)	23	891	845	845	899	807	807	845	845	899	899	899
Luke Neubauer (899)	24	899	872	808	807	899	899	899	899	921	921	940
Jan Waibel (845)	25	845	814	814	814	872	872	872	872	872	940	872
Tobias Burgstahler (872)	26	872	808	899	872	814	814	814	940	940	872	814
Matti Klasen (855)	27	855	899	872	940	940	940	940	814	814	814	921
Nina Aptsiauri (814)	28	814	940	940	891	891	891	891	891	891		
Tobias Hinterstoißer (940)	29	940										



X30 SENIOR

Qualifying Heat A/B

Track length: 1.190 Km

Race Started: 18:34:06

Best Lap by: 823 - Jason Bralic - 50.320

Rank	#	Driver	Nat	Sponsor Entrant	Nat	License E-License	Make	laps	T. Time Diff	Best Lap	Penalty	Points
1	0	895 Phil Colin Streng	DEU	ADAC Württemberg e.V. Ebert Motorsport	DEU	ITE42785 EL38528	LN/IAME/Komet	11	9:19.019	50.367		50
2	3	822 Elia Weiss	DEU	DSK e.V. Ja zum Motorsport SIM-ON	DEU	ITE38504 KBF39246	Kosmic/IAME/Komet	11	9:20.395 1.376	50.338		44
3	-1	823 Jason Bralic	NLD	SIM-ON	DEU	ITF46957 KBF39246	Kosmic/IAME/Komet	11	9:21.010 1.991	50.320		41
4	0	929 Nico Hantke	DEU	VDB Kart Racing	DEU	ITC-C11673 KBF42053	Tony Kart/IAME/Komet	11	9:21.836 2.817	50.502		38
5	4	821 Manuel Wagner	DEU	RS-Motorsport	DEU	ITE 39259 KBF40372	CRG/IAME/Komet	11	9:24.449 5.430	50.505		36
6	2	812 Rocco Curcio	DEU	ADAC Württemberg e.V. AT-Motorsport	DEU	ITE29607 KBF38996	Exprit/IAME/Komet	11	9:24.509 5.490	50.611		34
7	3	815 Moritz Wolber	DEU	ADAC Südbaden e.V. NEES RACING	DEU	NKA16641 BIF17863	Maranello/IAME/Komet	11	9:24.702 5.683	50.518		32
8	4	835 Jarno Wiese	DEU	VDB Kart Racing	DEU	ITE 40767 KBF10478	OTK/IAME/Komet	11	9:25.433 6.414	50.673		30
9	6	887 Torben Gröndahl	DEU	MSC Groß Dölln e.V. im ADAC CV Performance Group	DEU	ITC-C14120 BIF38321	KR/IAME/Komet	11	9:27.093 8.074	50.627		28
10	-3	877 Niklas Hirsch	DEU	MSC-Langenfeld e. V. im ADAC SIM-ON	DEU	ITF39320 KBF39246	Kosmic/IAME/Komet	11	9:27.198 8.179	50.330	+ 5 sec	27
11	7	836 Max Ohsenbrink	DEU	KSL Racing Team	DEU	ITE18670 KBF1304585	Alonso/IAME/Komet	11	9:28.829 9.810	50.684		26
12	2	920 Donar Munding	LIE	Stern Motorsport	DEU	ITC-C1449 BIC38195	KR/IAME/Komet	11	9:31.311 12.292	50.850		25
13	6	904 Tobias Feeser	DEU	Sonja Feeser	DEU	ITE13863 BEK1198789	KR/IAME/Komet	11	9:31.815 12.796	50.686		24
14	-1	919 Zino Fahlke	DEU	Larea GT1 Racing	DEU	ITE 16367 KBF39725	Kosmic/IAME/Komet	11	9:32.528 13.509	50.603		23
15	5	806 Moritz Fischer	DEU	ADAC Pfalz e.V. DUTT MOTORSP. by FENSTER.COM	LUX	NKA26409 IBLK867	Tony Kart/IAME/Komet	11	9:35.138 16.119	50.858		22
16	-10	998 Niels Tröger	DEU	Apex Performance	DEU	ITC-C18256 KBF38438	Maranello/IAME/Komet	11	9:35.428 16.409	50.384		21
17	4	808 Eric Wess	DEU	Kartshop Ampfing	DEU	ITE44964 KBF25142	Drago Corse/IAME/Komet	11	9:36.196 17.177	50.832		20
18	-15	890 Leonard Hocker	DEU	RS-Motorsport	DEU	NKA22440 KBF40372	CRG/IAME/Komet	11	9:36.363 17.344	50.781		19
19	-3	884 Davin Singer	DEU	ADAC Südbaden e.V. CV Performance Group	DEU	ITE 23384 BIF38321	KR/IAME/Komet	11	9:36.420 17.401	50.878		18
20	5	845 Jan Waibel	DEU	ADAC Mittelrhein e.V. VDB Kart Racing	DEU	NKA12495 KBF10478	Tony Kart/IAME/Komet	11	9:36.573 17.554	50.921		17
21	9	928 Yoeri Schoens	NLD	LAREA GT1 Racing	DEU	ITE45664 BIF39725	Tony Kart/IAME/Komet	11	9:36.819 17.800	50.926		16
22	-5	829 Lutz Ohsenbrink	DEU	KSL Racing Team	DEU	ITE40759 KBF1304585	Alonso/IAME/Komet	11	9:37.588 18.569	50.660	+ 5 sec	15
23	-12	816 Elias Schorneck	DEU	VDB Kart Racing	DEU	ITE40538 KBF10478	Tony Kart/IAME/Komet	11	9:37.796 18.777	50.592	+ 5 sec	14
24	2	853 Devin Leon Ucar	DEU	ADAC Pfalz e.V. PCH Racing	DEU	ITF40418 KBF39956	Tony Kart /IAME/Komet	11	9:39.744 20.725	51.025		13
25	2	855 Matti Klasen	DEU	DSK e.V. Ja zum Motorsport RMW Motorsport	DEU	ITE13782 BIC39010	Tony Kart/IAME/Komet	11	9:39.888 20.869	51.207		12
26	-3	891 Luka Koullen	NLD	PCH Racing	DEU	NKA50483 BIF39956	LN/IAME/Komet	11	9:40.469 21.450	51.357		11
27	1	811 Karl Schmiederer	DEU	RS-Motorsport	DEU	ITE39775 KBF40372	CRG/IAME/Komet	11	9:40.530 21.511	51.361		10
28	-4	881 Jacob Trost	DEU	ADAC Hessen-Thüringen e.V. DUTT MOTORSPORT by FENSTER.COM	LUX	NKA41233 IDCK867	Tony Kart/IAME/Komet	11	9:41.038 22.019	50.863	+ 5 sec	9
29	0	814 Nina Aptsiauri	GEO	CRG Deutschland	DEU	ITF230054 KBF18122	CRG/IAME/Komet	11	9:43.341 24.322	51.713		8
30	-8	817 Maximilian Engelstädter	DEU	Dörr Motorsport	DEU	NKA40565 BIF38420	KR/IAME/Komet	11	9:44.436 25.417	51.038	+ 5 sec	7

Announcements

816 + 5 sec leaving the track

#817,881,829,877 + 5 sec front fairing


Timekeeper
M.Riehmers

Race Director
H.Seidel

Page 1/1

These results are provisional until the conclusion of any judicial and technical matters!

Printed: 21.09.2024 / 19:05



INT. ADAC Kartrennen Wackersdorf

X30 SENIOR

Pro Kart Raceland Wackersdorf 1,190 Km

Qualifying Heat A/B

21.09.2024 18:30

Race (11 Laps) started at 18:34:06

Lap	Time of Day	Lap Tm	Diff	S1 Tm	S2 Tm	S3 Tm
(895) Phil Colin Strenge						
1	18:34:58.926	52.521	+2.154	19.652	16.779	16.090
2	18:35:50.298	51.372	+1.005	18.778	16.659	15.935
3	18:36:41.269	50.971	+0.604	18.573	16.509	15.889
4	18:37:32.057	50.788	+0.421	18.539	16.410	15.839
5	18:38:22.591	50.534	+0.167	18.442	16.349	15.743
6	18:39:13.080	50.489	+0.122	18.405	16.312	15.772
7	18:40:03.622	50.542	+0.175	18.434	16.338	15.770
8	18:40:54.101	50.479	+0.112	18.398	16.327	15.754
9	18:41:44.468	50.367		18.374	16.271	15.722
10	18:42:34.916	50.448	+0.081	18.344	16.323	15.781
11	18:43:25.424	50.508	+0.141	18.471	16.283	15.754

Lap	Time of Day	Lap Tm	Diff	S1 Tm	S2 Tm	S3 Tm
(822) Elia Weiss						
1	18:34:59.740	53.184	+2.846	20.201	16.954	16.029
2	18:35:51.535	51.795	+1.457	18.940	16.825	16.030
3	18:36:42.809	51.274	+0.936	18.737	16.625	15.912
4	18:37:33.655	50.846	+0.508	18.527	16.462	15.857
5	18:38:24.256	50.601	+0.263	18.403	16.401	15.797
6	18:39:14.742	50.486	+0.148	18.354	16.385	15.747
7	18:40:05.221	50.479	+0.141	18.398	16.350	15.731
8	18:40:55.638	50.417	+0.079	18.352	16.346	15.719
9	18:41:46.102	50.464	+0.126	18.335	16.362	15.767
10	18:42:36.462	50.360	+0.022	18.319	16.294	15.747
11	18:43:26.800	50.338		18.278	16.302	15.758

Lap	Time of Day	Lap Tm	Diff	S1 Tm	S2 Tm	S3 Tm
(823) Jason Bralic						
1	18:35:01.232	54.632	+4.312	21.099	17.234	16.299
2	18:35:52.918	51.686	+1.366	19.009	16.724	15.953
3	18:36:43.960	51.042	+0.722	18.539	16.692	15.811
4	18:37:34.605	50.645	+0.325	18.454	16.395	15.796
5	18:38:25.140	50.535	+0.215	18.368	16.396	15.771
6	18:39:15.546	50.406	+0.086	18.368	16.339	15.699
7	18:40:05.917	50.371	+0.061	18.308	16.345	15.718
8	18:40:56.377	50.460	+0.140	18.330	16.393	15.737
9	18:41:46.747	50.370	+0.050	18.286	16.409	15.675
10	18:42:37.095	50.348	+0.028	18.286	16.355	15.707
11	18:43:27.415	50.320		18.303	16.303	15.714

Lap	Time of Day	Lap Tm	Diff	S1 Tm	S2 Tm	S3 Tm
(929) Nico Hantke						
1	18:35:00.260	53.539	+3.037	20.538	16.977	16.024
2	18:35:51.764	51.504	+1.002	18.960	16.674	15.870
3	18:36:42.927	51.163	+0.661	18.669	16.657	15.837
4	18:37:33.752	50.825	+0.323	18.579	16.514	15.732
5	18:38:24.475	50.723	+0.221	18.505	16.464	15.754
6	18:39:15.060	50.585	+0.083	18.459	16.451	15.675
7	18:40:05.562	50.502		18.476	16.350	15.676
8	18:40:56.082	50.520	+0.018	18.475	16.367	15.678
9	18:41:47.035	50.953	+0.451	18.720	16.480	15.753
10	18:42:37.581	50.546	+0.044	18.489	16.346	15.711
11	18:43:28.241	50.660	+0.158	18.492	16.372	15.796

Lap	Time of Day	Lap Tm	Diff	S1 Tm	S2 Tm	S3 Tm
(821) Manuel Wagner						
1	18:35:02.348	55.315	+4.810	21.179	17.833	16.303
2	18:35:53.752	51.404	+0.899	18.850	16.674	15.880
3	18:36:44.939	51.187	+0.682	18.597	16.597	15.993
4	18:37:35.735	50.796	+0.291	18.558	16.470	15.768
5	18:38:26.436	50.701	+0.196	18.492	16.479	15.730
6	18:39:17.201	50.765	+0.260	18.497	16.457	15.811
7	18:40:07.862	50.661	+0.156	18.470	16.416	15.775
8	18:40:58.488	50.626	+0.121	18.441	16.383	15.802
9	18:41:48.993	50.505		18.447	16.370	15.688
10	18:42:39.601	50.608	+0.103	18.463	16.400	15.745
11	18:43:30.854	51.253	+0.748	18.623	16.527	16.103

Lap	Time of Day	Lap Tm	Diff	S1 Tm	S2 Tm	S3 Tm
(812) Rocco Curcio						
1	18:35:01.293	54.388	+3.777	20.962	17.206	16.220
2	18:35:52.748	51.455	+0.844	18.795	16.710	15.950
3	18:36:44.594	51.846	+1.235	18.682	17.208	15.956
4	18:37:35.528	50.934	+0.323	18.568	16.539	15.827
5	18:38:26.178	50.650	+0.039	18.458	16.382	15.810
6	18:39:16.835	50.657	+0.046	18.462	16.389	15.806
7	18:40:07.514	50.679	+0.068	18.452	16.389	15.838

Lap	Time of Day	Lap Tm	Diff	S1 Tm	S2 Tm	S3 Tm
8	18:40:58.125	50.611		18.439	16.363	15.809
9	18:41:48.752	50.627	+0.016	18.442	16.340	15.845
10	18:42:39.454	50.702	+0.091	18.435	16.404	15.863
11	18:43:30.914	51.460	+0.849	18.656	16.620	16.184

Lap	Time of Day	Lap Tm	Diff	S1 Tm	S2 Tm	S3 Tm
(815) Moritz Wolber						
1	18:35:02.856	55.876	+5.358	21.140	17.781	16.955
2	18:35:54.506	51.650	+1.132	19.004	16.797	15.849
3	18:36:45.671	51.165	+0.647	18.674	16.630	15.861
4	18:37:36.511	50.840	+0.322	18.535	16.535	15.770
5	18:38:27.143	50.632	+0.114	18.460	16.411	15.761
6	18:39:17.839	50.696	+0.178	18.494	16.493	15.709
7	18:40:08.508	50.669	+0.151	18.541	16.408	15.720
8	18:40:59.092	50.584	+0.066	18.435	16.412	15.737
9	18:41:49.610	50.518		18.371	16.415	15.732
10	18:42:40.322	50.712	+0.194	18.433	16.439	15.840
11	18:43:31.107	50.785	+0.267	18.478	16.412	15.895

Lap	Time of Day	Lap Tm	Diff	S1 Tm	S2 Tm	S3 Tm
(835) Jarno Wiese						
1	18:35:02.670	55.465	+4.792	21.013	17.908	16.544
2	18:35:54.154	51.484	+0.811	18.924	16.617	15.943
3	18:36:45.235	51.081	+0.408	18.681	16.560	15.840
4	18:37:36.071	50.836	+0.163	18.569	16.452	15.815
5	18:38:26.903	50.832	+0.159	18.598	16.466	15.768
6	18:39:17.637	50.734	+0.061	18.588	16.403	15.743
7	18:40:08.853	51.216	+0.543	18.928	16.473	15.815
8	18:40:59.562	50.709	+0.036	18.508	16.442	15.759
9	18:41:50.319	50.757	+0.084	18.559	16.415	15.783
10	18:42:40.992	50.673		18.544	16.363	15.766
11	18:43:31.838	50.846	+0.173	18.591	16.428	15.827

Lap	Time of Day	Lap Tm	Diff	S1 Tm	S2 Tm	S3 Tm
(887) Torben Gröndahl						
1	18:35:03.568	56.105	+5.478	21.416	18.138	16.551
2	18:35:56.218	52.650	+2.023	19.576	17.089	15.985
3	18:36:47.613	51.395	+0.768	18.627	16.627	16.141
4	18:37:38.615	51.002	+0.375	18.642	16.438	15.922
5	18:38:29.377	50.762	+0.135	18.608	16.305	15.849
6	18:39:20.156	50.779	+0.152	18.512	16.355	15.912
7	18:40:10.860	50.704	+0.077	18.533	16.331	15.840
8	18:41:01.487	50.627		18.432	16.347	15.848
9	18:41:52.173	50.686	+0.059	18.504	16.331	15.851
10	18:42:42.857	50.684	+0.057	18.533	16.302	15.849
11	18:43:33.498	50.641	+0.014	18.496	16.337	15.808

Lap	Time of Day	Lap Tm	Diff	S1 Tm	S2 Tm	S3 Tm
(877) Niklas Hirsch						
1	18:35:01.622	54.768	+4.438	21.207	17.303	16.258
2	18:35:53.162	51.540	+1.210	18.814	16.724	16.002
3	18:36:44.461	51.299	+0.969	18.599	16.748	15.952
4	18:37:35.161	50.700	+0.370	18.475	16.357	15.868
5	18:38:25.743	50.582	+0.252	18.492	16.274	15.816
6	18:39:16.302	50.559	+0.229	18.395	16.351	15.813
7	1					

INT. ADAC Kartrennen Wackersdorf

X30 SENIOR

Pro Kart Raceland Wackersdorf 1,190 Km

Qualifying Heat A/B

21.09.2024 18:30

Race (11 Laps) started at 18:34:06

Lap	Time of Day	Lap Tm	Diff	S1 Tm	S2 Tm	S3 Tm
4	18:37:38.948	51.488	+0.638	18.998	16.638	15.852
5	18:38:29.798	50.850		18.617	16.474	15.759
6	18:39:21.813	52.015	+1.165	18.953	16.924	16.138
7	18:40:13.318	51.505	+0.655	18.721	16.560	16.224
8	18:41:04.989	51.671	+0.821	19.196	16.569	15.906
9	18:41:55.897	50.908	+0.058	18.578	16.452	15.878
10	18:42:46.762	50.865	+0.015	18.561	16.452	15.852
11	18:43:37.716	50.954	+0.104	18.600	16.486	15.868

(904) Tobias Feeser

1	18:35:05.189	57.544	+6.858	21.964	18.706	16.874
2	18:35:58.080	52.891	+2.205	18.971	17.471	16.449
3	18:36:49.427	51.347	+0.661	18.826	16.602	15.919
4	18:37:41.490	52.063	+1.377	18.546	16.920	16.597
5	18:38:32.261	50.771	+0.085	18.588	16.418	15.765
6	18:39:23.226	50.965	+0.279	18.535	16.488	15.942
7	18:40:13.914	50.688	+0.002	18.563	16.325	15.800
8	18:41:05.879	51.965	+1.279	18.750	17.153	16.062
9	18:41:56.776	50.897	+0.211	18.563	16.400	15.934
10	18:42:47.462	50.686		18.542	16.325	15.819
11	18:43:38.220	50.758	+0.072	18.603	16.340	15.815

(919) Zino Fahlke

1	18:35:03.447	56.222	+5.619	21.399	18.158	16.665
2	18:35:55.977	52.530	+1.927	19.504	17.068	15.958
3	18:36:47.736	51.759	+1.156	18.655	16.877	16.227
4	18:37:39.725	51.989	+1.386	19.328	16.817	15.844
5	18:38:30.328	50.603		18.464	16.324	15.815
6	18:39:21.930	51.602	+0.999	18.606	16.770	16.226
7	18:40:13.334	51.404	+0.801	18.685	16.598	16.121
8	18:41:06.015	52.681	+2.078	19.370	17.014	16.297
9	18:41:57.464	51.449	+0.846	19.044	16.600	15.805
10	18:42:48.075	50.611	+0.008	18.454	16.350	15.807
11	18:43:38.933	50.858	+0.255	18.535	16.312	16.011

(806) Moritz Fischer

1	18:35:03.880	56.272	+5.414	21.170	18.488	16.614
2	18:35:56.998	53.118	+2.260	19.575	17.389	16.154
3	18:36:48.350	51.362	+0.494	18.665	16.752	15.935
4	18:37:40.995	52.645	+1.787	18.830	17.578	16.237
5	18:38:31.971	50.976	+0.118	18.599	16.491	15.886
6	18:39:23.339	51.368	+0.510	18.565	16.586	16.217
7	18:40:15.705	52.366	+1.508	19.516	16.925	15.925
8	18:41:06.563	50.858		18.531	16.528	15.799
9	18:41:57.678	51.115	+0.257	18.501	16.826	15.788
10	18:42:49.292	51.614	+0.756	18.460	16.799	16.355
11	18:43:41.543	52.251	+1.393	19.060	16.806	16.385

(998) Niels Tröger

1	18:35:00.090	53.261	+2.877	20.283	16.922	16.056
2	18:36:01.621	1:01.531	+11.147	27.353	17.852	16.326
3	18:36:53.772	52.151	+1.767	19.163	16.988	16.000
4	18:37:45.180	51.408	+1.024	18.967	16.553	15.888
5	18:38:35.829	50.649	+0.265	18.431	16.408	15.810
6	18:39:26.449	50.620	+0.236	18.464	16.365	15.791
7	18:40:17.754	51.305	+0.921	18.576	16.403	16.326
8	18:41:08.450	50.696	+0.312	18.541	16.340	15.815
9	18:41:58.834	50.384		18.386	16.289	15.709
10	18:42:49.449	50.615	+0.231	18.452	16.286	15.877
11	18:43:41.833	52.384	+2.000	19.051	16.630	16.703

(808) Eric Weiss

1	18:35:06.075	58.359	+7.527	22.667	18.472	17.220
2	18:35:58.476	52.401	+1.569	19.191	16.937	16.273
3	18:36:50.296	51.820	+0.988	18.948	16.748	16.124
4	18:37:41.637	51.341	+0.509	18.615	16.451	16.275
5	18:38:32.983	51.346	+0.514	18.750	16.627	15.969
6	18:39:25.501	52.518	+1.686	19.151	16.983	16.384
7	18:40:17.437	51.936	+1.104	18.621	16.974	16.341
8	18:41:08.779	51.342	+0.510	18.602	16.733	16.007
9	18:41:59.611	50.832		18.561	16.351	15.920
10	18:42:50.472	50.861	+0.029	18.591	16.385	15.885
11	18:43:42.601	52.129	+1.297	18.634	16.517	16.978

(890) Leonard Hocker

1	18:34:59.570	53.090	+2.309	19.971	17.017	16.102
2	18:36:00.454	1:00.884	+10.103	24.435	19.746	16.703
3	18:36:51.744	51.290	+0.509	18.716	16.674	15.900
4	18:37:42.600	50.856	+0.075	18.664	16.399	15.793
5	18:38:33.836	51.236	+0.455	18.902	16.568	15.766
6	18:39:24.934	51.098	+0.317	18.614	16.515	15.969
7	18:40:16.443	51.509	+0.728	18.420	17.283	15.806
8	18:41:07.224	50.781		18.495	16.495	15.791
9	18:41:58.209	50.985	+0.204	18.884	16.391	15.710
10	18:42:49.363	51.154	+0.373	18.424	16.433	16.297
11	18:43:42.768	53.405	+2.624	19.182	16.898	17.325

(884) Davin Singer

1	18:35:04.404	57.033	+6.155	21.680	18.742	16.611
2	18:35:57.706	53.302	+2.424	19.346	17.630	16.326
3	18:36:49.635	51.929	+1.051	19.044	16.938	15.947
4	18:37:41.822	52.187	+1.309	18.653	16.756	16.778
5	18:38:33.055	51.233	+0.355	18.870	16.487	15.876
6	18:39:23.933	50.878		18.573	16.492	15.813
7	18:40:15.925	51.992	+1.114	19.263	16.809	15.920
8	18:41:07.017	51.092	+0.214	18.535	16.511	16.046
9	18:41:58.604	51.587	+0.709	19.245	16.513	15.829
10	18:42:49.884	51.280	+0.402	18.899	16.465	15.916
11	18:43:42.825	52.941	+2.063	18.795	16.767	17.379

(845) Jan Waibel

1	18:35:04.825	56.898	+5.977	21.321	18.885	16.692
2	18:35:58.189	53.364	+2.443	19.140	17.501	16.723
3	18:36:50.794	52.605	+1.684	19.072	17.031	16.502
4	18:37:42.107	51.313	+0.392	18.769	16.601	15.943
5	18:38:34.981	52.874	+1.953	19.232	17.194	16.448
6	18:39:26.213	51.232	+0.311	18.742	16.518	15.972
7	18:40:17.973	51.760	+0.839	19.068	16.572	16.120
8	18:41:09.970	51.997	+1.076	19.538	16.549	15.910
9	18:42:00.957	50.987	+0.066	18.617	16.458	15.912
10	18:42:51.878	50.921		18.627	16.438	15.856
11	18:43:42.978	51.100	+0.179	18.629	16.529	15.942

(928) Yoeri Schoens

1	18:35:06.706	58.064	+7.138	22.421	18.548	17.095
2	18:36:00.722	54.016	+3.090	20.025	17.331	16.660
3	18:36:52.441	51.719	+0.793	18.940	16.750	16.029
4	18:37:43.725	51.284	+0.358	18.577	16.591	16.116
5	18:38:35.103	51.378	+0.452	18.689	16.519	16.170
6	18:39:26.717	51.614	+0.688	18.797	16.929	15.888
7	18:40:18.112	51.395	+0.469	18.718	16.581	16.096
8	18:41:10.215	52.103	+1.177	19.621	16.550	15.932
9	18:42:01.155	50.940	+0.014	18.664	16.452	15.824
10	18:42:52.081	50.926		18.693	16.412	15.821
11	18:43:43.224	51.143	+0.217	18.732	16.475	15.936

(829) Lutz Ohsenbrink

1	18:35:04.532	56.995	+6.335	21.839	18.635	16.521
2	18:35:57.849	53.317	+2.657	19.077	17.600	16.640
3	18:36:49.062	51.213	+0.553	18.685	16.575	15.953
4	18:37:41.327	52.265	+1.605	18.588	17.237	16.440
5	18:38:32.641	51.314	+0.654	18.867	16.596	15.851
6	18:39:23.520	50.879	+0.219	18.595	16.421	15.863
7	18:40:15.537	52.017	+1.357	19.463	16.687	15.867
8	18:41:06.254	50.717	+0.057	18.501	16.381	15.835
9	18:41:57.193	50.939	+0.279	18.660	16.413	15.866
10	18:42:47.853	50.660		18.693	16.369	15.799
11	18:43:38.993	51.140	+0.480	18.594	16.321	16.225

(816) Elias Schorneck

1	18:35:03.278	56.148	+5.556	21.622	17.993	16.533
2	18:35:57.386	54.108	+3.516	19.637	18.270	16.201
3	18:36:48.470	51.084	+0.492	18.616	16.582	15.886
4	18:37:41.718	53.248	+2.656	18.671	17.834	16.743
5	18:38:33.194	51.476	+0.884	19.110	16.522	15.844
6	18:39:24.231	51.037	+0.445	18.702	16.412	15.923
7	18:40:16.078	51.847	+1.255	19.008	16.925	15.914
8	18:41:06.955	50.877	+0.285	18.554	16.471	15.852

INT. ADAC Kartrennen Wackersdorf

X30 SENIOR

Pro Kart Raceland Wackersdorf 1,190 Km

Qualifying Heat A/B

21.09.2024 18:30

Race (11 Laps) started at 18:34:06

Lap	Time of Day	Lap Tm	Diff	S1 Tm	S2 Tm	S3 Tm
9	18:41:57.901	50.946	+0.354	18.683	16.459	15.804
10	18:42:48.609	50.708	+0.116	18.471	16.417	15.820
11	18:43:39.201	50.592		18.510	16.337	15.745

(853) Devin Leon Ucar

1	18:35:06.313	58.063	+7.038	22.240	18.444	17.379
2	18:36:00.989	54.676	+3.651	20.221	17.623	16.832
3	18:36:54.168	53.179	+2.154	19.434	17.652	16.093
4	18:37:46.143	51.975	+0.950	19.117	16.864	15.994
5	18:38:37.599	51.456	+0.431	18.685	16.800	15.971
6	18:39:29.074	51.475	+0.450	18.681	16.702	16.092
7	18:40:20.349	51.275	+0.250	18.811	16.527	15.937
8	18:41:11.857	51.508	+0.483	18.650	16.875	15.983
9	18:42:03.415	51.558	+0.533	18.947	16.685	15.926
10	18:42:54.440	51.025		18.626	16.537	15.862
11	18:43:46.149	51.709	+0.684	18.719	16.879	16.111

(855) Matti Klasen

1	18:35:06.250	58.258	+7.051	22.291	18.366	17.601
2	18:35:59.612	53.362	+2.155	19.664	17.489	16.209
3	18:36:51.361	51.749	+0.542	18.849	16.787	16.113
4	18:37:42.901	51.540	+0.333	18.699	16.821	16.020
5	18:38:34.768	51.867	+0.660	18.771	16.864	16.232
6	18:39:25.978	51.210	+0.003	18.646	16.674	15.890
7	18:40:17.963	51.985	+0.778	18.632	16.940	16.413
8	18:41:11.387	53.424	+2.217	20.422	17.076	15.926
9	18:42:02.635	51.248	+0.041	18.710	16.585	15.953
10	18:42:53.842	51.207		18.694	16.629	15.884
11	18:43:46.293	52.451	+1.244	18.856	17.418	16.177

(891) Luka Koullon

1	18:35:06.119	58.275	+6.918	22.071	18.583	17.621
2	18:36:00.805	54.686	+3.329	19.940	17.587	17.159
3	18:36:53.416	52.611	+1.254	19.450	16.904	16.257
4	18:37:45.652	52.236	+0.879	19.135	16.910	16.191
5	18:38:37.233	51.581	+0.224	18.870	16.596	16.115
6	18:39:29.182	51.949	+0.592	18.727	16.685	16.537
7	18:40:20.865	51.683	+0.326	18.994	16.594	16.095
8	18:41:12.334	51.469	+0.112	18.713	16.616	16.140
9	18:42:03.774	51.440	+0.083	18.800	16.595	16.045
10	18:42:55.131	51.357		18.783	16.506	16.068
11	18:43:46.874	51.743	+0.386	18.810	16.673	16.260

(811) Karl Schmiederer

1	18:35:06.579	58.014	+6.653	22.313	18.502	17.199
2	18:36:01.359	54.780	+3.419	20.196	17.662	16.922
3	18:36:54.460	53.101	+1.740	19.720	17.119	16.262
4	18:37:46.459	51.999	+0.638	19.035	16.896	16.068
5	18:38:37.976	51.517	+0.156	18.822	16.675	16.020
6	18:39:29.337	51.361		18.739	16.600	16.022
7	18:40:21.004	51.667	+0.306	19.042	16.610	16.015
8	18:41:12.402	51.398	+0.037	18.773	16.622	16.003
9	18:42:03.888	51.486	+0.125	18.912	16.597	15.977
10	18:42:55.313	51.425	+0.064	18.825	16.629	15.971
11	18:43:46.935	51.622	+0.261	18.767	16.684	16.171

(881) Jacob Trost

1	18:35:05.732	57.690	+6.827	21.711	18.835	17.144
2	18:35:58.536	52.804	+1.941	19.160	17.034	16.610
3	18:36:50.627	52.091	+1.228	19.083	16.896	16.112
4	18:37:41.916	51.289	+0.426	18.623	16.535	16.131
5	18:38:33.568	51.652	+0.789	19.219	16.541	15.892
6	18:39:25.172	51.604	+0.741	18.714	16.532	16.358
7	18:40:17.693	52.521	+1.658	18.555	17.327	16.639
8	18:41:09.156	51.463	+0.600	19.058	16.535	15.870
9	18:42:00.019	50.863		18.548	16.442	15.873
10	18:42:50.971	50.952	+0.089	18.637	16.464	15.851
11	18:43:42.443	51.472	+0.609	18.601	16.335	16.536

(814) Nina Aptsiauri

1	18:35:07.016	58.708	+6.995	22.571	18.898	17.239
2	18:36:01.552	54.536	+2.823	20.219	17.669	16.648
3	18:36:54.778	53.226	+1.513	19.608	17.244	16.374
4	18:37:46.829	52.051	+0.338	19.020	16.893	16.138

Lap	Time of Day	Lap Tm	Diff	S1 Tm	S2 Tm	S3 Tm
5	18:38:38.766	51.937	+0.224	18.896	16.887	16.154
6	18:39:30.703	51.937	+0.224	18.931	16.829	16.177
7	18:40:22.546	51.843	+0.130	18.931	16.736	16.176
8	18:41:14.259	51.713		18.863	16.735	16.115
9	18:42:06.065	51.806	+0.093	18.852	16.836	16.118
10	18:42:57.848	51.783	+0.070	18.936	16.737	16.110
11	18:43:49.746	51.898	+0.185	19.000	16.736	16.162

(817) Maximilian Engelstädter

1	18:35:06.782	58.822	+7.784	22.671	18.583	17.568
2	18:36:01.193	54.411	+3.373	20.246	17.508	16.657
3	18:36:53.564	52.371	+1.333	19.305	16.971	16.095
4	18:37:45.806	52.242	+1.204	19.607	16.667	15.968
5	18:38:37.347	51.541	+0.503	18.844	16.672	16.025
6	18:39:28.816	51.469	+0.431	18.786	16.615	16.068
7	18:40:19.934	51.118	+0.080	18.744	16.476	15.898
8	18:41:11.882	51.948	+0.910	18.719	17.082	16.147
9	18:42:02.968	51.086	+0.048	18.791	16.406	15.889
10	18:42:54.006	51.038		18.631	16.530	15.877
11	18:43:45.841	51.835	+0.797	18.778	17.059	15.998

INT. ADAC Kartrennen Wackersdorf

Lapchart

X30 SENIOR

Pro Kart Raceland Wackersdorf 1,190 Km

Qualifying Heat A/B

21.09.2024 18:30

Race (11 Laps) started at 18:34:06

Competitors	Laps											
	0	1	2	3	4	5	6	7	8	9	10	11
Phil Colin Strenge (895)	1	895	895	895	895	895	895	895	895	895	895	895
Leonard Hocker (890)	2	890	890	822	822	822	822	822	822	822	822	822
Elia Weiss (822)	3	822	822	929	929	929	929	929	929	823	823	823
Jason Bralic (823)	4	823	998	812	823	823	823	823	823	929	929	929
Nico Hantke (929)	5	929	929	823	877	877	877	877	877	877	877	877
Niels Tröger (998)	6	998	823	877	812	812	812	812	812	812	812	821
Niklas Hirsch (877)	7	877	812	821	821	821	821	821	821	821	821	812
Rocco Curcio (812)	8	812	877	835	835	835	835	815	815	815	815	815
Moritz Wolber (815)	9	815	821	815	815	815	815	835	835	835	835	835
Manuel Wagner (821)	10	821	835	920	920	887	887	887	887	887	887	887
Elias Schorneck (816)	11	816	815	919	887	920	920	836	836	836	836	836
Jamo Wiese (835)	12	835	816	887	919	836	836	920	920	920	920	920
Zino Fahlke (919)	13	919	920	836	836	919	919	919	919	904	904	904
Donar Munding (920)	14	920	919	806	806	806	806	904	904	919	829	829
Davin Singer (884)	15	884	887	816	816	829	904	806	829	829	919	919
Torben Gröndahl (887)	16	887	806	884	829	904	829	829	806	806	806	816
Max Ohsenbrink (836)	17	836	836	829	904	808	808	884	884	816	816	806
Lutz Ohsenbrink (829)	18	829	884	904	884	816	884	816	816	884	890	890
Moritz Fischer (806)	19	806	829	845	808	884	816	890	890	890	884	998
Tobias Feeser (904)	20	904	845	808	881	881	881	881	808	998	998	884
Eric Wess (808)	21	808	904	881	845	845	890	808	881	808	808	890
Luka Koullen (891)	22	891	881	855	855	890	855	855	998	881	881	881
Jan Waibel (845)	23	845	808	890	890	855	845	845	855	845	845	845
Maximilian Engelstädter (817)	24	817	891	928	928	928	928	998	845	928	928	928
Matti Klasen (855)	25	855	855	891	891	998	998	928	928	855	855	817
Jacob Trost (881)	26	881	853	853	817	891	891	817	817	853	817	817
Devin Leon Ucar (853)	27	853	811	817	998	817	817	853	853	817	853	855
Nina Aptsiauri (814)	28	814	928	811	853	853	853	891	891	891	891	891
Karl Schmiederer (811)	29	811	817	814	811	811	811	811	811	811	811	811
Yoeri Schoens (928)	30	928	814	998	814	814	814	814	814	814	814	814



DKM Round 6
X30 Senioren
Wackersdorf II
Ranking after Heats

Pos. No.	Firstname	Lastname	Nat.		Nat			Total points			B	C	D
			Dri	Entrant	Ent	Make	Sponsor	QP	PTS	Diff.			
1	895	Phil Colin	DEU	Ebert Motorsport	DEU	LN/IAME/Komet	ADAC Württemberg e.V.	1	100	--	50	50	
2	822	Elia	DEU	SIM-ON	DEU	Kosmic/IAME/Komet	DSK e.V. Ja zum Motorsport	7	88	12	--	44	44
3	823	Jason	NLD	SIM-ON	DEU	Kosmic/IAME/Komet		2	85	15	44	--	41
4	854	Daniel	DEU	Valier Motorsport	DEU	Energy/IAME/Komet		9	78	22	50	28	--
5	830	Max	DEU	CV Performance Group	DEU	KR/IAME/Komet	ADAC Hessen-Thüringen e.V.	3	74	26	38	36	--
6	812	Rocco	DEU	AT-Motorsport	DEU	Exprit/IAME/Komet	ADAC Württemberg e.V.	11	70	30	36	--	34
7	877	Niklas	DEU	SIM-ON	DEU	Kosmic/IAME/Komet	MSC-Langenfeld e. V. im ADAC	10	68	32	--	41	27
8	809	Luis	DEU	RMW Motorsport	DEU	OTK/IAME/Komet		12	66	34	34	32	--
9	998	Niels	DEU	Apex Performance	DEU	Maranello/IAME/Komet		8	62	38	41	--	21
10	820	Felix	DEU	DUTT MOTORSPORT by FENSTER.com	LUX	Tony Kart/IAME/Komet		15	62	38	32	30	--
11	930	Tom	DEU	Larea GT1Racing	DEU	OTK/IAME/Komet		6	61	39	27	34	--
12	815	Moritz	DEU	NEES RACING	DEU	Maranello/IAME/Komet	ADAC Südbaden e.V.	14	60	40	28	--	32
13	821	Manuel	DEU	RS-Motorsport	DEU	CRG/IAME/Komet		13	59	41	--	23	36
14	890	Leonard	DEU	RS-Motorsport	DEU	CRG/IAME/Komet		4	57	43	--	38	19
15	885	Carl	DEU	Falcon Racing Team	NLD	Falcon/IAME/Komet		24	57	43	30	27	--
16	835	Jarno	DEU	VDB Kart Racing	DEU	OTK/IAME/Komet		17	55	45	25	--	30
17	887	Torben	DEU	CV Performance Group	DEU	KR/IAME/Komet	MSC Groß Dölln e.V. im ADAC	22	52	48	--	24	28
18	836	Max	DEU	KSL Racing Team	DEU	Alonso/IAME/Komet		26	52	48	26	--	26
19	825	Julian	DEU	Dörr Motorsport	DEU	KR/IAME/Komet		21	46	54	24	22	--
20	919	Zino	DEU	Larea GT1 Racing	DEU	Kosmic/IAME/Komet		19	44	56	--	21	23
21	929	Nico	DEU	VDB Kart Racing	DEU	Tony Kart/IAME/Komet		5	41	59	3	--	38
22	829	Lutz	DEU	KSL Racing Team	DEU	Alonso/IAME/Komet		25	41	59	--	26	15
23	884	Davin	DEU	CV Performance Group	DEU	KR/IAME/Komet	ADAC Südbaden e.V.	23	40	60	22	--	18
24	888	Louis	DEU	Ebert Motorsport	DEU	OTK/IAME/Komet		30	40	60	20	20	--
25	816	Elias	DEU	VDB Kart Racing	DEU	Tony Kart/IAME/Komet		16	39	61	--	25	14
26	920	Donar	LIE	Stern Motorsport	DEU	KR/IAME/Komet		20	39	61	14	--	25
27	806	Moritz	DEU	DUTT MOTORSP. by FENSTER.COM	LUX	Tony Kart/IAME/Komet	ADAC Pfalz e.V.	29	37	63	15	--	22
28	808	Eric	DEU	Kartshop Ampfing	DEU	Drago Corse/IAME/Komet		31	36	64	--	16	20
29	940	Tobias	DEU	Ebert Motorsport	DEU	LN/IAME/Komet		33	35	65	18	17	--
30	899	Luke	DEU	AT Motorsport	DEU	OTK/IAME/Komet		39	35	65	17	18	--
31	928	Yoeri	NLD	LAREA GT1 Racing	DEU	Tony Kart/IAME/Komet		44	35	65	19	--	16
32	853	Devin Leon	DEU	PCH Racing	DEU	Tony Kart /IAME/Komet	ADAC Pfalz e.V.	38	34	66	21	--	13
33	904	Tobias	DEU	Sonja Feeser	DEU	KR/IAME/Komet		28	32	68	--	8	24
34	881	Jacob	DEU	DUTT MOTORSPORT by FENSTER.COI	LUX	Tony Kart/IAME/Komet	ADAC Hessen-Thüringen e.V.	35	32	68	23	--	9
35	845	Jan	DEU	VDB Kart Racing	DEU	Tony Kart/IAME/Komet	ADAC Mittelrhein e.V.	37	30	70	--	13	17
36	844	Kevin	DEU	TB Racing Team	DEU	KR/IAME/Komet	MSC-Langenfeld e. V. im ADAC	18	28	72	9	19	--
37	807	Marlon	DEU	AT Motorsport	DEU	Exprit/IAME/Komet		36	26	74	11	15	--
38	855	Matti	DEU	RMW Motorsport	DEU	Tony Kart/IAME/Komet	DSK e.V. Ja zum Motorsport	40	26	74	--	14	12
39	921	Janec Mike	DEU	LAREA GT1 RACING	DEU	Kosmic/IAME /Komet	ADAC Berlin-Brandenburg e.V.	27	23	77	12	11	--
40	817	Maximilian	DEU	Dörr Motorsport	DEU	KR/IAME/Komet		32	23	77	16	--	7
41	811	Karl	DEU	RS-Motorsport	DEU	CRG/IAME/Komet		41	23	77	13	--	10
42	891	Luka	NLD	PCH Racing	DEU	LN/IAME/Komet		34	20	80	--	9	11
43	872	Tobias	DEU	Stern Motorsport	DEU	KR/IAME/Komet	ADAC Württemberg e.V.	42	20	80	10	10	--
44	814	Nina	GEO	CRG Deutschland	DEU	CRG/IAME/Komet		43	20	80	--	12	8

Announcements: These results are provisional until the conclusion of any judicial and technical matters

Race Director Horst Seidel:



Timekeeping M. Riehmers:



Printed: 21.09.2024 19:40

Posted at: h



DKM Round 6

Class: X30 Senioren

Date/Time: 22.09.2024 12:09

Track:

Heat:

Laps:

Wackersdorf II

Super Heat A

13 lap

Edition 1

	18	
35		36
	17	
33		34
	16	
31		32
	15	
29		30
	14	
27		28
	13	
25		26
	12	
23		24
Karl Schmiederer	11	Tobias Burgstahler
811		872
CRG/IAME/Komet		KR/IAME/Komet
21		22
Marlon Vatter	10	Janec Mike Gabrich
807		921
Exprit/IAME/Komet		Kosmic/IAME/Komet
19		20
Tobias Feeser	9	Jan Waibel
904		845
KR/IAME/Komet		Kart/IAME/Komet
17		18
Tobias Hinterstoßer	8	Yoeri Schoens
940		928
LN/IAME/Komet		Kart/IAME/Komet
15		16
Elias Schorneck	7	Moritz Fischer
816		806
Kart/IAME/Komet		Kart/IAME/Komet
13		14
Nico Hantke	6	Davin Singer
929		884
Kart/IAME/Komet		KR/IAME/Komet
11		12
Torben Gröndahl	5	Julian Bub
887		825
KR/IAME/Komet		KR/IAME/Komet
9		10
Manuel Wagner	4	Carl Luthardt
821		885
CRG/IAME/Komet		Falcon/IAME/Komet
7		8
Niels Tröger	3	Tom Muhler
998		930
Maranello/IAME/Komet		OTK/IAME/Komet
5		6
Max Hezel	2	Niklas Hirsch
830		877
KR/IAME/Komet		Kosmic/IAME/Komet
3		4
Phil Colin Streng	1	Jason Bralic
895		823
LN/IAME/Komet		Kosmic/IAME/Komet
1		2

Pole Position

Row

printed 21.09.2024 19:40



DKM Round 6

Class: X30 Senioren

Date/Time: 22.09.2024 12:34

Track:

Heat:

Laps:

Wackersdorf II

Super Heat B

13 lap

Edition 1

	35	18		36
	33	17		34
	31	16		32
	29	15		30
	27	14		28
	25	13		26
	23	12		24
Luka Koullen	891	11	Nina Aptsiauri	814
	21			22
Matti Klasen	855	10	Maximilian Engelstädter	817
	19			20
Jacob Trost	881	9	Kevin Wagner	844
	17			18
Luke Neubauer	899	8	Devin Leon Ucar	853
	15			16
Donar Munding	920	7	Eric Wess	808
	13			14
Lutz Ohsenbrink	829	6	Louis Schütze	888
	11			12
Max Ohsenbrink	836	5	Zino Fahlke	919
	9			10
Leonard Hocker	890	4	Jarno Wiese	835
	7			8
Felix Maurer	820	3	Moritz Wolber	815
	5			6
Rocco Curcio	812	2	Luis Esser	809
	3			4
Elia Weiss	822	1	Daniel Brozovic	854
	1			2

Pole Position

printed 21.09.2024 19:40



X30 SENIOR

Warm Up Super Heat A

Track length: 1.190 Km

Session Started: 9:05:59

Best Lap by: 895 - Phil Colin Strenge - 50.151

Rank	#	Driver	Nat	Sponsor Entrant	Nat	License E-License	Make	laps	Best Lap	Diff	In Lap	Penalty
1	895	Phil Colin Strenge	DEU	ADAC Württemberg e.V. Ebert Motorsport	DEU	ITE42785 EL38528	LN/IAME/Komet	6	50.151		6	
2	929	Nico Hantke	DEU	VDB Kart Racing	DEU	ITC-C11673 KBF42053	Tony Kart/IAME/Komet	6	50.216	0.065	6	
3	877	Niklas Hirsch	DEU	MSC-Langenfeld e. V. im ADAC SIM-ON	DEU	ITF39320 KBF39246	Kosmic/IAME/Komet	6	50.295	0.144	4	
4	823	Jason Bralic	NLD	SIM-ON	DEU	ITF46957 KBF39246	Kosmic/IAME/Komet	6	50.335	0.184	6	
5	816	Elias Schorneck	DEU	VDB Kart Racing	DEU	ITE40538 KBF10478	Tony Kart/IAME/Komet	6	50.402	0.251	6	
6	807	Marlon Vatter	DEU	AT Motorsport	DEU	ITF38543 KBF38543	Exprit/IAME/Komet	6	50.463	0.312	6	
7	830	Max Hezel	DEU	ADAC Hessen-Thüringen e.V. CV Performance Group	DEU	ITF38265 BIF38321	KR/IAME/Komet	6	50.469	0.318	5	
8	887	Torben Gröndahl	DEU	MSC Groß Dölln e.V. im ADAC CV Performance Group	DEU	ITC-C14120 BIF38321	KR/IAME/Komet	6	50.528	0.377	6	
9	928	Yoeri Schoens	NLD	LAREA GT1 Racing	DEU	ITE45664 BIF39725	Tony Kart/IAME/Komet	6	50.539	0.388	6	
10	930	Tom Muhler	DEU	Larea GT1Racing	DEU	NKA42626 KBF39725	OTK/IAME/Komet	6	50.573	0.422	6	
11	998	Niels Tröger	DEU	Apex Performance	DEU	ITC-C18256 KBF38438	Maranello/IAME/Komet	6	50.598	0.447	5	
12	821	Manuel Wagner	DEU	RS-Motorsport	DEU	ITE 39259 KBF40372	CRG/IAME/Komet	6	50.680	0.529	6	
13	806	Moritz Fischer	DEU	ADAC Pfalz e.V. DUTT MOTORSP. by FENSTER.COM	LUX	NKA26409 IBLK867	Tony Kart/IAME/Komet	6	50.833	0.682	4	
14	884	Davin Singer	DEU	ADAC Südbaden e.V. CV Performance Group	DEU	ITE 23384 BIF38321	KR/IAME/Komet	6	50.844	0.693	4	
15	940	Tobias Hinterstoßer	DEU	Ebert Motorsport	DEU	ITG39211 KBF38528	LN/IAME/Komet	6	50.921	0.770	6	
16	885	Carl Luthardt	DEU	Falcon Racing Team	NLD	ITE 37029 IBL11345	Falcon/IAME/Komet	6	50.938	0.787	3	
17	921	Janec Mike Gabrich	DEU	ADAC Berlin-Brandenburg e.V. LAREA GT1 RACING	DEU	NKA38939 KBF39725	Kosmic/IAME /Komet	6	51.007	0.856	5	
18	825	Julian Bub	DEU	Dörr Motorsport	DEU	ITF45440 BIC38420	KR/IAME/Komet	6	51.031	0.880	4	
19	845	Jan Waibel	DEU	ADAC Mittelrhein e.V. VDB Kart Racing	DEU	NKA12495 KBF10478	Tony Kart/IAME/Komet	6	51.076	0.925	6	
20	811	Karl Schmiederer	DEU	RS-Motorsport	DEU	ITE39775 KBF40372	CRG/IAME/Komet	6	51.337	1.186	6	
21	872	Tobias Burgstahler	DEU	ADAC Württemberg e.V. Stern Motorsport	DEU	NKA38364 KBF38195	KR/IAME/Komet	6	51.673	1.522	5	
22	904	Tobias Feeser	DEU	Sonja Feeser	DEU	ITE13863 BEK1198789	KR/IAME/Komet	2	55.742	5.591	2	


Timekeeper
M.Riehmers

Race Director
H.Seidel

Page 1/1

These results are provisional until the conclusion of any judicial and technical matters!

Printed: 22.09.2024 / 09:12



INT. ADAC Kartrennen Wackersdorf

X30 SENIOR

Warm Up Super Heat A

Practice (6:00 Time) started at 9:05:59

Pro Kart Raceland Wackersdorf 1,190 Km

22.09.2024 09:06

Lap	Time of Day	Lap Tm	Diff	S1 Tm	S2 Tm	S3 Tm
(895) Phil Colin Strenge						
1	9:08:18.698	54.287	+4.136	20.926	17.040	16.321
2	9:09:09.993	51.295	+1.144	18.811	16.507	15.977
3	9:10:00.778	50.785	+0.634	18.608	16.366	15.811
4	9:10:51.164	50.386	+0.235	18.451	16.262	15.673
5	9:11:42.808	51.644	+1.493	18.479	17.507	15.658
6	9:12:32.959	50.151		18.372	16.219	15.560

Lap	Time of Day	Lap Tm	Diff	S1 Tm	S2 Tm	S3 Tm
(929) Nico Hantke						
1	9:08:04.439	53.408	+3.192	20.171	17.101	16.136
2	9:08:55.632	51.193	+0.977	18.841	16.516	15.836
3	9:09:46.201	50.569	+0.363	18.588	16.355	15.626
4	9:10:36.608	50.407	+0.191	18.510	16.237	15.660
5	9:11:27.187	50.579	+0.363	18.555	16.396	15.628
6	9:12:17.403	50.216		18.413	16.199	15.604

Lap	Time of Day	Lap Tm	Diff	S1 Tm	S2 Tm	S3 Tm
(877) Niklas Hirsch						
1	9:08:01.184	53.003	+2.708	19.758	17.038	16.207
2	9:08:52.441	51.257	+0.962	18.885	16.534	15.838
3	9:09:42.946	50.505	+0.210	18.509	16.360	15.636
4	9:10:33.241	50.295		18.499	16.152	15.644
5	9:11:23.615	50.374	+0.079	18.385	16.256	15.733
6	9:12:14.812	51.197	+0.902	18.369	16.351	16.477

Lap	Time of Day	Lap Tm	Diff	S1 Tm	S2 Tm	S3 Tm
(823) Jason Bralic						
1	9:08:26.352	53.955	+3.630	20.390	17.345	16.230
2	9:09:17.587	51.235	+0.900	18.812	16.595	15.828
3	9:10:08.488	50.901	+0.566	18.720	16.429	15.752
4	9:10:58.969	50.481	+0.146	18.462	16.332	15.687
5	9:11:49.407	50.438	+0.103	18.413	16.344	15.681
6	9:12:39.742	50.335		18.364	16.271	15.700

Lap	Time of Day	Lap Tm	Diff	S1 Tm	S2 Tm	S3 Tm
(816) Elias Schorneck						
1	9:08:11.827	54.350	+3.948	20.411	17.504	16.435
2	9:09:03.770	51.943	+1.541	19.140	16.702	16.101
3	9:09:54.768	50.998	+0.596	18.750	16.413	15.835
4	9:10:45.584	50.816	+0.414	18.607	16.464	15.745
5	9:11:36.076	50.492	+0.090	18.493	16.284	15.715
6	9:12:26.478	50.402		18.513	16.259	15.630

Lap	Time of Day	Lap Tm	Diff	S1 Tm	S2 Tm	S3 Tm
(807) Marlon Vatter						
1	9:08:02.757	53.256	+2.793	20.020	17.139	16.097
2	9:08:54.086	51.329	+0.866	18.786	16.687	15.856
3	9:09:45.161	51.075	+0.612	18.883	16.466	15.726
4	9:10:35.823	50.662	+0.199	18.474	16.447	15.741
5	9:11:26.484	50.661	+0.198	18.532	16.433	15.696
6	9:12:16.947	50.463		18.443	16.346	15.674

Lap	Time of Day	Lap Tm	Diff	S1 Tm	S2 Tm	S3 Tm
(830) Max Hezel						
1	9:07:57.064	53.070	+2.601	19.823	17.094	16.153
2	9:08:48.184	51.120	+0.651	18.795	16.557	15.768
3	9:09:38.939	50.755	+0.286	18.564	16.427	15.764
4	9:10:29.492	50.553	+0.084	18.486	16.356	15.711
5	9:11:19.961	50.469		18.423	16.349	15.697
6	9:12:12.917	52.956	+2.487	18.498	16.415	18.043

Lap	Time of Day	Lap Tm	Diff	S1 Tm	S2 Tm	S3 Tm
(887) Torben Gröndahl						
1	9:08:02.433	53.100	+2.572	19.846	17.129	16.125
2	9:08:53.849	51.416	+0.888	18.932	16.640	15.844
3	9:09:44.842	50.993	+0.465	18.659	16.469	15.865
4	9:10:35.647	50.805	+0.277	18.644	16.314	15.847
5	9:11:26.197	50.550	+0.022	18.542	16.308	15.700
6	9:12:16.725	50.528		18.524	16.255	15.749

Lap	Time of Day	Lap Tm	Diff	S1 Tm	S2 Tm	S3 Tm
(928) Yöeri Schoens						
1	9:08:27.930	55.784	+5.245	21.312	18.011	16.461
2	9:09:20.088	52.158	+1.619	19.312	16.813	16.033
3	9:10:11.228	51.140	+0.601	18.755	16.525	15.860
4	9:11:02.195	50.967	+0.428	18.741	16.408	15.818
5	9:11:52.769	50.574	+0.035	18.561	16.321	15.692
6	9:12:43.308	50.539		18.558	16.280	15.701

Lap	Time of Day	Lap Tm	Diff	S1 Tm	S2 Tm	S3 Tm
(930) Tom Muhler						

Lap	Time of Day	Lap Tm	Diff	S1 Tm	S2 Tm	S3 Tm
(998) Niels Tröger						
1	9:08:27.552	55.592	+5.019	21.282	17.878	16.432
2	9:09:19.399	51.847	+1.274	19.120	16.772	15.955
3	9:10:10.723	51.324	+0.751	18.730	16.647	15.947
4	9:11:01.730	51.007	+0.434	18.589	16.553	15.865
5	9:11:52.467	50.737	+0.164	18.452	16.479	15.806
6	9:12:43.040	50.573		18.434	16.381	15.758

Lap	Time of Day	Lap Tm	Diff	S1 Tm	S2 Tm	S3 Tm
(821) Manuel Wagner						
1	9:07:58.622	54.406	+3.808	20.711	17.302	16.393
2	9:08:51.888	53.266	+2.668	20.533	16.722	16.011
3	9:09:42.889	51.001	+0.403	18.743	16.413	15.845
4	9:10:33.967	51.078	+0.480	18.895	16.415	15.768
5	9:11:24.565	50.598		18.499	16.337	15.762
6	9:12:15.314	50.749	+0.151	18.613	16.319	15.817

Lap	Time of Day	Lap Tm	Diff	S1 Tm	S2 Tm	S3 Tm
(806) Moritz Fischer						
1	9:08:08.403	54.811	+3.978	20.947	17.564	16.300
2	9:09:00.133	51.730	+0.897	18.998	16.797	15.935
3	9:09:51.139	51.006	+0.173	18.659	16.489	15.858
4	9:10:41.972	50.833		18.591	16.490	15.752
5	9:11:32.901	50.929	+0.096	18.566	16.534	15.829
6	9:12:23.790	50.889	+0.056	18.712	16.426	15.751

Lap	Time of Day	Lap Tm	Diff	S1 Tm	S2 Tm	S3 Tm
(884) Davin Singer						
1	9:07:59.134	53.145	+2.301	19.982	17.121	16.042
2	9:08:50.915	51.781	+0.937	19.171	16.659	15.951
3	9:09:41.918	51.003	+0.159	18.760	16.469	15.774
4	9:10:32.762	50.844		18.709	16.411	15.724
5	9:11:24.305	51.543	+0.699	18.605	16.559	16.379
6	9:12:16.125	51.820	+0.976	18.997	16.506	16.317

Lap	Time of Day	Lap Tm	Diff	S1 Tm	S2 Tm	S3 Tm
(940) Tobias Hinterstoiber						
1	9:08:09.471	55.117	+4.196	20.698	17.919	16.500
2	9:09:01.466	51.995	+1.074	19.134	16.929	15.932
3	9:09:52.880	51.414	+0.493	18.829	16.693	15.892
4	9:10:43.925	51.045	+0.124	18.580	16.621	15.844
5	9:11:34.889	50.964	+0.043	18.599	16.570	15.795
6	9:12:25.810	50.921		18.585	16.597	15.739

Lap	Time of Day	Lap Tm	Diff	S1 Tm	S2 Tm	S3 Tm
(885) Carl Luthardt						
1	9:07:59.014	53.229	+2.291	20.005	17.126	16.098
2	9:08:51.243	52.229	+1.291	19.601	16.642	15.986
3	9:09:42.181	50.938		18.661	16.517	15.760
4	9:10:33.376	51.195	+0.257	18.713	16.397	16.085
5	9:11:24.376	51.000	+0.062	18.549	16.289	16.162
6	9:12:17.241	52.865	+1.927	18.605	16.660	17.600

Lap	Time of Day	Lap Tm	Diff	S1 Tm	S2 Tm	S3 Tm
(921) Janec Mike Gabrich						
1	9:08:08.135	54.305	+3.298	20.561	17.435	16.309
2	9:09:00.963	52.828	+1.821	19.371	17.284	16.173
3	9:09:52.289	51.326	+0.319	18.924	16.524	15.878
4	9:10:43.568	51.279	+0.272	18.665	16.657	15.957
5	9:11:34.575	51.007		18.692	16.418	15.897
6	9:12:25.653	51.078	+0.071	18.715	16.480	15.883

INT. ADAC Kartrennen Wackersdorf

X30 SENIOR

Pro Kart Raceland Wackersdorf 1,190 Km

Warm Up Super Heat A

22.09.2024 09:06

Practice (6:00 Time) started at 9:05:59

Lap	Time of Day	Lap Tm	Diff	S1 Tm	S2 Tm	S3 Tm	Lap	Time of Day	Lap Tm	Diff	S1 Tm	S2 Tm	S3 Tm
3	9:09:47.341	53.636	+2.560	20.390	17.261	15.985							
4	9:10:38.567	51.226	+0.150	18.770	16.572	15.884							
5	9:11:29.648	51.081	+0.005	18.664	16.533	15.884							
6	9:12:20.724	51.076		18.769	16.502	15.805							
(811) Karl Schmiederer													
1	9:08:05.560	53.551	+2.214	20.018	17.202	16.331							
2	9:08:58.041	52.481	+1.144	19.286	16.817	16.378							
3	9:09:49.916	51.875	+0.538	19.020	16.767	16.088							
4	9:10:41.450	51.534	+0.197	18.919	16.625	15.990							
5	9:11:33.529	52.079	+0.742	18.879	16.861	16.339							
6	9:12:24.866	51.337		18.809	16.562	15.966							
(872) Tobias Burgstahler													
1	9:08:12.511	54.268	+2.590	20.243	17.631	16.389							
2	9:09:06.169	52.658	+0.985	19.386	17.075	16.197							
3	9:09:57.152	51.983	+0.310	19.032	16.913	16.038							
4	9:10:48.913	51.761	+0.088	18.999	16.743	16.019							
5	9:11:40.586	51.673		18.893	16.762	16.018							
6	9:12:32.547	51.961	+0.288	19.031	16.864	16.066							
(904) Tobias Feeser													
1	9:08:20.396	1:01.965	+6.223	24.529	18.824	18.612							
2	9:09:16.138	55.742		21.969	17.470	16.303							



X30 SENIOR

Warm Up Super Heat B

Track length: 1.190 Km

Session Started: 9:16:59

Best Lap by: 822 - Elia Weiss - 50.088

Rank	#	Driver	Nat	Sponsor Entrant	Nat	License E-License	Make	laps	Best Lap	Diff	In Lap	Penalty
1	822	Elia Weiss	DEU	DSK e.V. Ja zum Motorsport SIM-ON	DEU	ITE38504 KBF39246	Kosmic/IAME/Komet	6	50.088		6	
2	809	Luis Esser	DEU	RMW Motorsport	DEU	ITE 11661 KBF39010	OTK/IAME/Komet	6	50.411	0.323	6	
3	829	Lutz Ohsenbrink	DEU	KSL Racing Team	DEU	ITE40759 KBF1304585	Alonso/IAME/Komet	6	50.430	0.342	6	
4	854	Daniel Brozovic	DEU	Valier Motorsport	DEU	ITE 42036 KBF39300	Energy/IAME/Komet	6	50.446	0.358	6	
5	835	Jarno Wiese	DEU	VDB Kart Racing	DEU	ITE 40767 KBF10478	OTK/IAME/Komet	6	50.455	0.367	6	
6	890	Leonard Hocker	DEU	RS-Motorsport	DEU	NKA22440 KBF40372	CRG/IAME/Komet	6	50.460	0.372	5	
7	812	Rocco Curcio	DEU	ADAC Württemberg e.V. AT-Motorsport	DEU	ITE29607 KBF38996	Exprit/IAME/Komet	6	50.469	0.381	6	
8	836	Max Ohsenbrink	DEU	KSL Racing Team	DEU	ITE18670 KBF1304585	Alonso/IAME/Komet	6	50.497	0.409	6	
9	820	Felix Maurer	DEU	DUTT MOTORSPORT by FENSTER.com	LUX	NKA41244 IBLK867	Tony Kart/IAME/Komet	6	50.510	0.422	6	
10	844	Kevin Wagner	DEU	MSC-Langenfeld e. V. im ADAC TB Racing Team	DEU	ITE 11828 KBF38262	KR/IAME/Komet	6	50.530	0.442	6	
11	815	Moritz Wolber	DEU	ADAC Südbaden e.V. NEES RACING	DEU	NKA16641 BIF17863	Maranello/IAME/Komet	6	50.599	0.511	6	
12	808	Eric Wess	DEU	Kartshop Ampfing	DEU	ITE44964 KBF25142	Drago Corse/IAME/Komet	6	50.599	0.511	6	
13	888	Louis Schütze	DEU	Ebert Motorsport	DEU	ITE 17941 KBF38528	OTK/IAME/Komet	6	50.619	0.531	5	
14	920	Donar Munding	LIE	Stern Motorsport	DEU	ITC-C1449 BIC38195	KR/IAME/Komet	6	50.638	0.550	5	
15	817	Maximilian Engelstädter	DEU	Dörr Motorsport	DEU	NKA40565 BIF38420	KR/IAME/Komet	6	50.810	0.722	6	
16	881	Jacob Trost	DEU	ADAC Hessen-Thüringen e.V. DUTT MOTORSPORT by FENSTER.COM	LUX	NKA41233 IDCK867	Tony Kart/IAME/Komet	6	50.860	0.772	6	
17	855	Matti Klasen	DEU	DSK e.V. Ja zum Motorsport RMW Motorsport	DEU	ITE13782 BIC39010	Tony Kart/IAME/Komet	6	50.951	0.863	6	
18	919	Zino Fahlke	DEU	Larea GT1 Racing	DEU	ITE 16367 KBF39725	Kosmic/IAME/Komet	6	51.022	0.934	6	
19	853	Devin Leon Ucar	DEU	ADAC Pfalz e.V. PCH Racing	DEU	ITF40418 KBF39956	Tony Kart /IAME/Komet	6	51.119	1.031	6	
20	891	Luka Koullen	NLD	PCH Racing	DEU	NKA50483 BIF39956	LN/IAME/Komet	6	51.278	1.190	6	
21	899	Luke Neubauer	DEU	AT Motorsport	DEU	ITE45043 KBF38996	OTK/IAME/Komet	5	51.303	1.215	5	
22	814	Nina Aptsiauri	GEO	CRG Deutschland	DEU	ITF230054 KBF18122	CRG/IAME/Komet	6	51.931	1.843	6	


Timekeeper
M.Riehmers

Race Director
H.Seidel

Page 1/1

These results are provisional until the conclusion of any judicial and technical matters!

Printed: 22.09.2024 / 09:23



INT. ADAC Kartrennen Wackersdorf

X30 SENIOR

Warm Up Super Heat B

Practice (6:00 Time) started at 9:16:59

Pro Kart Raceland Wackersdorf 1,190 Km

22.09.2024 09:17

Lap	Time of Day	Lap Tm	Diff	S1 Tm	S2 Tm	S3 Tm
(822) Elia Weiss						
1	9:19:22.004	53.379	+3.291	20.021	17.272	16.086
2	9:20:13.096	51.092	+1.004	18.777	16.569	15.746
3	9:21:03.609	50.513	+0.425	18.454	16.372	15.687
4	9:21:53.764	50.155	+0.067	18.369	16.252	15.534
5	9:22:44.925	51.161	+1.073	18.293	17.051	15.817
6	9:23:35.013	50.088		18.298	16.205	15.585

Lap	Time of Day	Lap Tm	Diff	S1 Tm	S2 Tm	S3 Tm
(809) Luis Esser						
1	9:19:20.678	53.011	+2.600	19.932	17.083	15.996
2	9:20:11.876	51.198	+0.787	18.814	16.580	15.804
3	9:21:02.636	50.760	+0.349	18.595	16.460	15.705
4	9:21:53.179	50.543	+0.132	18.529	16.342	15.672
5	9:22:43.714	50.535	+0.124	18.461	16.341	15.733
6	9:23:34.125	50.411		18.413	16.315	15.683

Lap	Time of Day	Lap Tm	Diff	S1 Tm	S2 Tm	S3 Tm
(829) Lutz Ohsenbrink						
1	9:18:59.101	53.387	+2.957	20.053	17.195	16.139
2	9:19:50.210	51.109	+0.679	18.808	16.459	15.842
3	9:20:41.074	50.864	+0.434	18.610	16.425	15.829
4	9:21:31.854	50.780	+0.350	18.799	16.295	15.686
5	9:22:22.371	50.517	+0.087	18.511	16.296	15.710
6	9:23:12.801	50.430		18.449	16.349	15.632

Lap	Time of Day	Lap Tm	Diff	S1 Tm	S2 Tm	S3 Tm
(854) Daniel Brozovic						
1	9:18:57.403	53.138	+2.692	19.833	17.221	16.084
2	9:19:48.858	51.455	+1.009	19.002	16.577	15.876
3	9:20:40.863	52.005	+1.559	18.681	17.351	15.973
4	9:21:31.658	50.795	+0.349	18.639	16.393	15.763
5	9:22:22.120	50.462	+0.016	18.470	16.307	15.685
6	9:23:12.566	50.446		18.507	16.275	15.664

Lap	Time of Day	Lap Tm	Diff	S1 Tm	S2 Tm	S3 Tm
(835) Jarno Wiese						
1	9:19:04.637	54.318	+3.863	20.647	17.527	16.144
2	9:19:56.064	51.427	+0.972	18.864	16.657	15.906
3	9:20:47.234	51.170	+0.715	18.678	16.618	15.874
4	9:21:37.917	50.683	+0.228	18.685	16.295	15.703
5	9:22:28.428	50.511	+0.056	18.561	16.296	15.654
6	9:23:18.883	50.455		18.544	16.258	15.653

Lap	Time of Day	Lap Tm	Diff	S1 Tm	S2 Tm	S3 Tm
(890) Leonard Hocker						
1	9:19:13.194	53.890	+3.430	20.565	17.172	16.153
2	9:20:04.903	51.709	+1.249	19.036	16.767	15.906
3	9:20:56.145	51.242	+0.782	18.748	16.709	15.785
4	9:21:47.388	51.243	+0.783	18.706	16.485	16.052
5	9:22:37.848	50.460		18.507	16.242	15.711
6	9:23:28.350	50.502	+0.042	18.498	16.312	15.692

Lap	Time of Day	Lap Tm	Diff	S1 Tm	S2 Tm	S3 Tm
(812) Rocco Curcio						
1	9:18:56.128	53.006	+2.537	19.836	17.038	16.132
2	9:19:47.396	51.268	+0.799	18.842	16.583	15.843
3	9:20:38.181	50.785	+0.316	18.616	16.382	15.787
4	9:21:28.707	50.526	+0.057	18.492	16.342	15.692
5	9:22:19.369	50.662	+0.193	18.643	16.257	15.762
6	9:23:09.838	50.469		18.467	16.274	15.728

Lap	Time of Day	Lap Tm	Diff	S1 Tm	S2 Tm	S3 Tm
(836) Max Ohsenbrink						
1	9:18:58.332	52.521	+2.024	19.584	16.891	16.046
2	9:19:49.461	51.129	+0.632	18.867	16.450	15.812
3	9:20:40.554	51.093	+0.596	18.796	16.473	15.824
4	9:21:31.356	50.802	+0.305	18.603	16.370	15.829
5	9:22:21.888	50.532	+0.035	18.518	16.262	15.752
6	9:23:12.385	50.497		18.517	16.260	15.720

Lap	Time of Day	Lap Tm	Diff	S1 Tm	S2 Tm	S3 Tm
(820) Felix Maurer						
1	9:19:27.784	52.700	+2.190	19.683	16.952	16.065
2	9:20:19.235	51.451	+0.941	18.899	16.699	15.853
3	9:21:10.231	50.996	+0.486	18.736	16.445	15.815
4	9:22:00.898	50.667	+0.157	18.632	16.301	15.734
5	9:22:51.415	50.517	+0.007	18.576	16.273	15.668
6	9:23:41.925	50.510		18.499	16.310	15.701

Lap	Time of Day	Lap Tm	Diff	S1 Tm	S2 Tm	S3 Tm
(844) Kevin Wagner						

Lap	Time of Day	Lap Tm	Diff	S1 Tm	S2 Tm	S3 Tm
1	9:18:57.871	52.892	+2.362	19.703	17.083	16.106
2	9:19:49.271	51.400	+0.870	18.906	16.584	15.910
3	9:20:40.941	51.670	+1.140	18.984	16.820	15.866
4	9:21:32.294	51.353	+0.823	19.098	16.497	15.758
5	9:22:22.994	50.700	+0.170	18.594	16.364	15.742
6	9:23:13.524	50.530		18.483	16.341	15.706

Lap	Time of Day	Lap Tm	Diff	S1 Tm	S2 Tm	S3 Tm
(815) Moritz Wolber						
1	9:19:19.725	53.652	+3.053	20.423	17.044	16.185
2	9:20:11.155	51.430	+0.831	18.875	16.731	15.824
3	9:21:02.050	50.895	+0.296	18.563	16.545	15.787
4	9:21:52.726	50.676	+0.077	18.542	16.427	15.707
5	9:22:43.890	51.164	+0.565	18.456	16.525	16.183
6	9:23:34.489	50.599		18.613	16.382	15.604

Lap	Time of Day	Lap Tm	Diff	S1 Tm	S2 Tm	S3 Tm
(808) Eric Wess						
1	9:18:59.369	52.848	+2.249	19.914	16.841	16.093
2	9:19:50.700	51.331	+0.732	18.832	16.553	15.946
3	9:20:41.637	50.937	+0.338	18.687	16.391	15.859
4	9:21:32.563	50.926	+0.327	18.705	16.391	15.830
5	9:22:23.309	50.746	+0.147	18.561	16.371	15.814
6	9:23:13.908	50.599		18.564	16.278	15.757

Lap	Time of Day	Lap Tm	Diff	S1 Tm	S2 Tm	S3 Tm
(888) Louis Schütze						
1	9:19:02.007	52.583	+1.964	19.423	17.066	16.094
2	9:19:53.313	51.306	+0.687	18.784	16.617	15.905
3	9:20:44.281	50.968	+0.349	18.656	16.514	15.798
4	9:21:35.115	50.834	+0.215	18.605	16.467	15.762
5	9:22:25.734	50.619		18.529	16.369	15.721
6	9:23:16.360	50.626	+0.007	18.478	16.425	15.723

Lap	Time of Day	Lap Tm	Diff	S1 Tm	S2 Tm	S3 Tm
(920) Donar Munding						
1	9:19:04.123	54.438	+3.800	20.757	17.433	16.248
2	9:19:55.865	51.742	+1.104	19.046	16.770	15.926
3	9:20:47.526	51.661	+1.023	18.721	16.958	15.982
4	9:21:38.470	50.944	+0.306	18.644	16.527	15.773
5	9:22:29.108	50.638		18.559	16.364	15.715
6	9:23:19.753	50.645	+0.007	18.543	16.337	15.765

Lap	Time of Day	Lap Tm	Diff	S1 Tm	S2 Tm	S3 Tm
(817) Maximilian Engelstädter						
1	9:19:12.015	53.939	+3.129	20.265	17.212	16.462
2	9:20:04.215	52.200	+1.390	19.287	16.780	16.133
3	9:20:55.899	51.684	+0.874	19.034	16.654	15.996
4	9:21:47.514	51.615	+0.805	18.818	16.505	16.292
5	9:22:38.393	50.879	+0.069	18.648	16.467	15.764
6	9:23:29.203	50.810		18.582	16.458	15.770

Lap	Time of Day	Lap Tm	Diff	S1 Tm	S2 Tm	S3 Tm
(881) Jacob Trost						
1	9:18:54.586	53.836	+2.976	20.316	17.373	16.147
2	9:19:46.470	51.884	+1.024	19.076	16.753	16.055
3	9:20:37.732	51.262	+0.402	18.816	16.543	15.903
4	9:21:28.594	50.862	+0.002	18.599	16.510	15.753
5	9:22:19.820	51.226	+0.366	18.938	16.492	15.796
6	9:23:10.680	50.860		18.620	16.464	15.776

Lap	Time of Day	Lap Tm	Diff	S1 Tm	S2 Tm	S3 Tm
-----	-------------	--------	------	-------	-------	-------

INT. ADAC Kartrennen Wackersdorf

X30 SENIOR

Pro Kart Raceland Wackersdorf 1,190 Km

Warm Up Super Heat B

22.09.2024 09:17

Practice (6:00 Time) started at 9:16:59

Lap	Time of Day	Lap Tm	Diff	S1 Tm	S2 Tm	S3 Tm	Lap	Time of Day	Lap Tm	Diff	S1 Tm	S2 Tm	S3 Tm
3	9:20:51.375	51.328	+0.209	18.787	16.692	15.849							
4	9:21:42.701	51.326	+0.207	18.913	16.603	15.810							
5	9:22:33.830	51.129	+0.010	18.669	16.571	15.889							
6	9:23:24.949	51.119		18.649	16.610	15.860							
[891] Luka Koullen													
1	9:19:09.643	55.533	+4.255	21.098	17.997	16.438							
2	9:20:04.027	54.384	+3.106	20.316	17.673	16.395							
3	9:20:56.654	52.627	+1.349	19.423	17.057	16.147							
4	9:21:48.436	51.782	+0.504	19.140	16.655	15.987							
5	9:22:39.717	51.281	+0.003	18.866	16.571	15.844							
6	9:23:30.995	51.278		18.821	16.575	15.882							
[899] Luke Neubauer													
1	9:20:19.722	53.101	+1.798	19.771	17.177	16.153							
2	9:21:11.374	51.652	+0.349	18.963	16.746	15.943							
3	9:22:02.717	51.343	+0.040	18.814	16.617	15.912							
4	9:22:54.101	51.384	+0.081	18.864	16.582	15.938							
5	9:23:45.404	51.303		18.734	16.674	15.895							
[814] Nina Aptsiauri													
1	9:19:05.264	55.502	+3.571	20.915	17.948	16.639							
2	9:19:58.407	53.143	+1.212	19.618	17.203	16.322							
3	9:20:51.182	52.775	+0.844	19.376	17.108	16.291							
4	9:21:43.571	52.389	+0.458	19.278	16.965	16.146							
5	9:22:35.799	52.228	+0.297	19.172	16.901	16.155							
6	9:23:27.730	51.931		18.902	16.821	16.208							



X30 SENIOR

Super Heat Group A

Track length: 1.190 Km

Race Started: 12:13:33

Best Lap by: 823 - Jason Bralic - 50.139

Rank	#	Driver	Nat	Sponsor Entrant	Nat	License E-License	Make	laps	T. Time Diff	Best Lap	Penalty	Points
1	823	Jason Bralic	NLD	SIM-ON	DEU	ITF46957 KBF39246	Kosmic/IAME/Komet	13	10:57.080	50.139		75
2	895	Phil Colin Streng	DEU	ADAC Württemberg e.V. Ebert Motorsport	DEU	ITE42785 EL38528	LN/IAME/Komet	13	10:57.209 0.129	50.201		69
3	877	Niklas Hirsch	DEU	MSC-Langenfeld e. V. im ADAC SIM-ON	DEU	ITF39320 KBF39246	Kosmic/IAME/Komet	13	10:58.489 1.409	50.146		63
4	830	Max Hezel	DEU	ADAC Hessen-Thüringen e.V. CV Performance Group	DEU	ITF38265 BIF38321	KR/IAME/Komet	13	10:59.347 2.267	50.307		57
5	998	Niels Tröger	DEU	Apex Performance	DEU	ITC-C18256 KBF38438	Maranello/IAME/Komet	13	11:01.434 4.354	50.366		51
6	929	Nico Hantke	DEU	VDB Kart Racing	DEU	ITC-C11673 KBF42053	Tony Kart/IAME/Komet	13	11:05.292 8.212	50.308		48
7	821	Manuel Wagner	DEU	RS-Motorsport	DEU	ITE 39259 KBF40372	CRG/IAME/Komet	13	11:05.646 8.566	50.431		45
8	887	Torben Gröndahl	DEU	MSC Groß Dölln e.V. im ADAC CV Performance Group	DEU	ITC-C14120 BIF38321	KR/IAME/Komet	13	11:05.893 8.813	50.301		42
9	885	Carl Luthardt	DEU	Falcon Racing Team	NLD	ITE 37029 IBL11345	Falcon/IAME/Komet	13	11:06.215 9.135	50.225		39
10	930	Tom Muhler	DEU	Larea GT1Racing	DEU	NKA42626 KBF39725	OTK/IAME/Komet	13	11:06.720 9.640	50.318		36
11	816	Elias Schorneck	DEU	VDB Kart Racing	DEU	ITE40538 KBF10478	Tony Kart/IAME/Komet	13	11:08.296 11.216	50.408		34
12	904	Tobias Feeser	DEU	Sonja Feeser	DEU	ITE13863 BEK1198789	KR/IAME/Komet	13	11:08.542 11.462	50.342		32
13	806	Moritz Fischer	DEU	ADAC Pfalz e.V. DUTT MOTORSP. by FENSTER.COM	LUX	NKA26409 IBLK867	Tony Kart/IAME/Komet	13	11:10.508 13.428	50.638		30
14	884	Davin Singer	DEU	ADAC Südbaden e.V. CV Performance Group	DEU	ITE 23384 BIF38321	KR/IAME/Komet	13	11:10.923 13.843	50.643		28
15	845	Jan Waibel	DEU	ADAC Mittelrhein e.V. VDB Kart Racing	DEU	NKA12495 KBF10478	Tony Kart/IAME/Komet	13	11:11.439 14.359	50.581		26
16	928	Yoeri Schoens	NLD	LAREA GT1 Racing	DEU	ITE45664 BIF39725	Tony Kart/IAME/Komet	13	11:11.713 14.633	50.651		24
17	940	Tobias Hinterstoißer	DEU	Ebert Motorsport	DEU	ITG39211 KBF38528	LN/IAME/Komet	13	11:12.396 15.316	50.689		22
18	921	Janech Mike Gabrich	DEU	ADAC Berlin-Brandenburg e.V. LAREA GT1 RACING	DEU	NKA38939 KBF39725	Kosmic/IAME /Komet	13	11:12.692 15.612	50.724		20
19	825	Julian Bub	DEU	Dörr Motorsport	DEU	ITF45440 BIC38420	KR/IAME/Komet	13	11:13.766 16.686	50.482	+ 5 sec	18
20	811	Karl Schmiederer	DEU	RS-Motorsport	DEU	ITE39775 KBF40372	CRG/IAME/Komet	13	11:14.403 17.323	50.892		17
21	807	Marlon Vatter	DEU	AT Motorsport	DEU	ITF38543 KBF38543	Exprit/IAME/Komet	13	11:15.096 18.016	50.581	+ 5 sec	16
22	872	Tobias Burgstahler	DEU	ADAC Württemberg e.V. Stern Motorsport	DEU	NKA38364 KBF38195	KR/IAME/Komet	13	11:25.950 28.870	51.434	+ 5 sec	15

Announcements

807,825 + 5 sec push

#872 + 5 sec front fairing


Timekeeper
M.Riehmers

Race Director
H.Seidel

Page 1/1

These results are provisional until the conclusion of any judicial and technical matters!

Printed: 22.09.2024 / 12:37



INT. ADAC Kartrennen Wackersdorf

X30 SENIOR

Pro Kart Raceland Wackersdorf 1,190 Km

Super Heat Group A

22.09.2024 12:09

Race (13 Laps) started at 12:13:33

Lap	Time of Day	Lap Tm	Diff	S1 Tm	S2 Tm	S3 Tm
(823) Jason Braic						
1	12:14:26.492	52.393	+2.254	19.534	16.908	15.951
2	12:15:17.441	50.949	+0.810	18.590	16.525	15.834
3	12:16:08.172	50.731	+0.592	18.496	16.436	15.799
4	12:16:58.648	50.476	+0.337	18.398	16.355	15.723
5	12:17:48.950	50.302	+0.163	18.265	16.329	15.708
6	12:18:39.219	50.269	+0.130	18.301	16.248	15.720
7	12:19:29.358	50.139		18.238	16.216	15.685
8	12:20:19.634	50.276	+0.137	18.311	16.257	15.708
9	12:21:09.895	50.261	+0.122	18.288	16.287	15.686
10	12:22:00.212	50.317	+0.178	18.303	16.306	15.708
11	12:22:50.427	50.215	+0.076	18.277	16.259	15.679
12	12:23:40.746	50.319	+0.180	18.318	16.292	15.709
13	12:24:31.021	50.275	+0.136	18.259	16.343	15.673

Lap	Time of Day	Lap Tm	Diff	S1 Tm	S2 Tm	S3 Tm
(895) Phil Colin Strenge						
1	12:14:26.134	52.193	+1.992	19.468	16.727	15.998
2	12:15:17.111	50.977	+0.776	18.600	16.474	15.903
3	12:16:07.809	50.698	+0.497	18.603	16.351	15.744
4	12:16:58.248	50.439	+0.238	18.450	16.283	15.706
5	12:17:48.449	50.201		18.345	16.177	15.679
6	12:18:38.694	50.245	+0.044	18.390	16.176	15.679
7	12:19:28.953	50.259	+0.058	18.337	16.166	15.756
8	12:20:19.255	50.302	+0.101	18.429	16.180	15.693
9	12:21:09.574	50.319	+0.118	18.407	16.233	15.679
10	12:22:00.200	50.626	+0.425	18.455	16.232	15.939
11	12:22:50.649	50.449	+0.248	18.404	16.232	15.613
12	12:23:40.907	50.258	+0.057	18.305	16.263	15.690
13	12:24:31.150	50.243	+0.042	18.340	16.266	15.637

Lap	Time of Day	Lap Tm	Diff	S1 Tm	S2 Tm	S3 Tm
(877) Niklas Hirsch						
1	12:14:26.966	52.768	+2.612	19.838	16.886	16.034
2	12:15:18.990	52.025	+1.879	19.203	16.844	15.978
3	12:16:09.844	50.854	+0.708	18.460	16.318	16.076
4	12:17:00.327	50.483	+0.337	18.438	16.302	15.743
5	12:17:50.521	50.194	+0.048	18.319	16.177	15.698
6	12:18:40.746	50.225	+0.079	18.347	16.165	15.713
7	12:19:30.918	50.172	+0.026	18.321	16.139	15.712
8	12:20:21.183	50.265	+0.119	18.324	16.196	15.745
9	12:21:11.329	50.146		18.310	16.166	15.670
10	12:22:01.634	50.305	+0.159	18.405	16.185	15.715
11	12:22:51.888	50.254	+0.108	18.351	16.179	15.724
12	12:23:42.107	50.219	+0.073	18.338	16.208	15.673
13	12:24:32.430	50.323	+0.177	18.379	16.235	15.709

Lap	Time of Day	Lap Tm	Diff	S1 Tm	S2 Tm	S3 Tm
(830) Max Hezel						
1	12:14:27.091	52.871	+2.564	20.023	16.872	15.976
2	12:15:18.165	51.074	+0.767	18.759	16.554	15.761
3	12:16:08.917	50.752	+0.445	18.491	16.476	15.785
4	12:16:59.410	50.493	+0.186	18.389	16.350	15.754
5	12:17:49.885	50.475	+0.168	18.386	16.348	15.741
6	12:18:40.274	50.389	+0.082	18.401	16.307	15.681
7	12:19:30.624	50.350	+0.043	18.387	16.275	15.688
8	12:20:21.252	50.628	+0.321	18.364	16.274	15.990
9	12:21:11.705	50.453	+0.146	18.458	16.329	15.666
10	12:22:02.166	50.461	+0.154	18.443	16.300	15.718
11	12:22:52.539	50.373	+0.066	18.374	16.309	15.690
12	12:23:42.846	50.307		18.347	16.306	15.654
13	12:24:33.288	50.442	+0.135	18.372	16.342	15.728

Lap	Time of Day	Lap Tm	Diff	S1 Tm	S2 Tm	S3 Tm
(998) Niels Tröger						
1	12:14:27.688	53.192	+2.826	20.185	16.849	16.168
2	12:15:18.831	51.143	+0.777	18.643	16.551	15.949
3	12:16:09.744	50.913	+0.547	18.452	16.355	16.106
4	12:17:00.584	50.840	+0.474	18.679	16.379	15.782
5	12:17:51.028	50.444	+0.078	18.400	16.207	15.837
6	12:18:41.448	50.420	+0.054	18.382	16.251	15.787
7	12:19:31.814	50.366		18.387	16.187	15.792
8	12:20:22.196	50.382	+0.016	18.403	16.168	15.821
9	12:21:12.670	50.474	+0.108	18.461	16.236	15.777
10	12:22:03.226	50.556	+0.190	18.466	16.269	15.821
11	12:22:53.919	50.693	+0.327	18.517	16.338	15.838
12	12:23:44.575	50.656	+0.290	18.462	16.333	15.861

Lap	Time of Day	Lap Tm	Diff	S1 Tm	S2 Tm	S3 Tm
(929) Nico Hantke						
13	12:24:35.375	50.800	+0.434	18.541	16.361	15.898
1	12:14:29.114	54.026	+3.718	20.592	17.252	16.182
2	12:15:21.548	52.434	+2.126	19.266	16.862	16.306
3	12:16:12.923	51.375	+1.067	19.223	16.403	15.749
4	12:17:03.379	50.456	+0.148	18.415	16.345	15.696
5	12:17:53.695	50.316	+0.008	18.372	16.252	15.692
6	12:18:44.003	50.308		18.426	16.235	15.647
7	12:19:34.313	50.310	+0.002	18.390	16.277	15.643
8	12:20:24.691	50.378	+0.070	18.456	16.265	15.657
9	12:21:15.067	50.376	+0.068	18.429	16.310	15.637
10	12:22:06.544	51.477	+1.169	18.790	16.718	15.969
11	12:22:57.913	51.369	+1.061	18.845	16.525	15.999
12	12:23:48.554	50.641	+0.333	18.567	16.337	15.737
13	12:24:39.233	50.679	+0.371	18.530	16.413	15.736

Lap	Time of Day	Lap Tm	Diff	S1 Tm	S2 Tm	S3 Tm
(821) Manuel Wagner						
1	12:14:28.610	53.923	+3.492	20.424	16.938	16.561
2	12:15:20.336	51.726	+1.295	19.066	16.774	15.886
3	12:16:11.103	50.767	+0.336	18.527	16.447	15.793
4	12:17:01.848	50.745	+0.314	18.546	16.434	15.765
5	12:17:52.514	50.666	+0.235	18.536	16.383	15.747
6	12:18:43.003	50.489	+0.058	18.476	16.334	15.679
7	12:19:33.434	50.431		18.434	16.324	15.673
8	12:20:23.927	50.493	+0.062	18.411	16.389	15.693
9	12:21:14.725	50.798	+0.367	18.526	16.434	15.838
10	12:22:06.486	51.761	+1.330	19.053	16.750	15.958
11	12:22:58.163	51.677	+1.246	18.785	16.548	16.344
12	12:23:48.938	50.775	+0.344	18.628	16.446	15.701
13	12:24:39.587	50.649	+0.218	18.513	16.413	15.723

Lap	Time of Day	Lap Tm	Diff	S1 Tm	S2 Tm	S3 Tm
(887) Torben Gröndahl						
1	12:14:28.668	53.656	+3.355	20.394	16.908	16.354
2	12:15:21.274	52.606	+2.305	19.202	17.148	16.256
3	12:16:12.196	50.922	+0.621	18.643	16.376	15.903
4	12:17:02.891	50.695	+0.394	18.509	16.354	15.832
5	12:17:53.335	50.444	+0.143	18.401	16.273	15.770
6	12:18:43.732	50.397	+0.096	18.436	16.260	15.701
7	12:19:34.048	50.316	+0.015	18.390	16.229	15.697
8	12:20:24.349	50.301		18.394	16.198	15.709
9	12:21:14.853	50.504	+0.203	18.422	16.292	15.790
10	12:22:06.713	51.860	+1.559	19.058	16.786	16.016
11	12:22:58.611	51.898	+1.597	19.065	16.425	16.408
12	12:23:49.294	50.683	+0.382	18.591	16.344	15.748
13	12:24:39.834	50.540	+0.239	18.473	16.310	15.757

Lap	Time of Day	Lap Tm	Diff	S1 Tm	S2 Tm	S3 Tm
(885) Carl Luthardt						
1	12:14:28.736	54.152	+3.927	20.350	16.918	16.884
2	12:15:21.624	52.888	+2.663	19.303	16.962	16.623
3	12:16:13.315	51.691	+1.466	19.326	16.516	15.849
4	12:17:03.881	50.566	+0.341	18.449	16.420	15.697
5	12:17:54.216	50.335	+0.110	18.385	16.266	15.684
6	12:18:44.533	50.317	+0.092	18.386	16.257	15.674
7	12:19:34.758	50.225		18.309	16.262	15.654
8	12:20:25.098	50.340	+0.115	18.371	16.284	15.685
9	12:21:15.384	50.286	+0.061	18.318	16.275	15.693
10	12:22:06.799	51.415	+1.190	18.670	16.894	15.851
11	12:22:58.513	51.714	+1.489	18.852	16.479	16.383
12	12:23:49.678	51.165	+0.940	18.912	16.495	15.758
13	12:24:40.156	50.478	+0.253	18.422	16.348	15.708

Lap	Time of Day	Lap Tm	Diff	S1 Tm	S2 Tm	S3 Tm
(930) Tom Muhler						
1	12:14:29.178	54.791				

INT. ADAC Kartrennen Wackersdorf

X30 SENIOR

Pro Kart Raceland Wackersdorf 1,190 Km

Super Heat Group A

22.09.2024 12:09

Race (13 Laps) started at 12:13:33

Lap	Time of Day	Lap Tm	Diff	S1 Tm	S2 Tm	S3 Tm
12	12:23:50.284	50.318		18.351	16.277	15.690
13	12:24:40.661	50.377	+0.059	18.379	16.287	15.711

(816) Elias Schorneck

1	12:14:29.626	54.422	+4.014	20.794	17.468	16.160
2	12:15:23.008	53.382	+2.974	19.163	17.161	17.058
3	12:16:15.468	52.460	+2.052	19.158	17.392	15.910
4	12:17:06.342	50.874	+0.466	18.595	16.499	15.780
5	12:17:57.238	50.896	+0.488	18.565	16.531	15.800
6	12:18:47.646	50.408		18.419	16.318	15.671
7	12:19:38.253	50.607	+0.199	18.517	16.363	15.727
8	12:20:29.029	50.776	+0.368	18.553	16.450	15.773
9	12:21:19.993	50.964	+0.556	18.556	16.620	15.788
10	12:22:10.433	50.440	+0.032	18.417	16.338	15.685
11	12:23:01.000	50.567	+0.159	18.474	16.349	15.744
12	12:23:51.607	50.607	+0.199	18.533	16.363	15.711
13	12:24:42.237	50.630	+0.222	18.556	16.352	15.722

(904) Tobias Feeser

1	12:14:30.550	55.207	+4.865	20.881	17.768	16.558
2	12:15:22.717	52.167	+1.825	18.879	16.729	16.559
3	12:16:15.120	52.403	+2.061	19.123	17.215	16.065
4	12:17:05.941	50.821	+0.479	18.608	16.429	15.784
5	12:17:56.312	50.371	+0.029	18.451	16.206	15.714
6	12:18:46.654	50.342		18.385	16.264	15.693
7	12:19:37.417	50.763	+0.421	18.461	16.432	15.870
8	12:20:28.170	50.753	+0.411	18.403	16.270	16.080
9	12:21:19.585	51.415	+1.073	19.098	16.563	15.754
10	12:22:10.180	50.695	+0.253	18.529	16.339	15.727
11	12:23:00.781	50.601	+0.259	18.537	16.328	15.736
12	12:23:51.838	51.057	+0.715	18.934	16.411	15.712
13	12:24:42.483	50.645	+0.303	18.550	16.384	15.711

(806) Moritz Fischer

1	12:14:29.830	54.850	+4.212	20.923	17.622	16.305
2	12:15:21.976	52.146	+1.508	19.086	16.885	16.175
3	12:16:14.164	52.188	+1.550	19.557	16.696	15.935
4	12:17:04.949	50.785	+0.147	18.534	16.392	15.859
5	12:17:55.697	50.748	+0.110	18.456	16.427	15.865
6	12:18:46.348	50.651	+0.013	18.498	16.344	15.809
7	12:19:37.604	51.256	+0.618	18.440	16.884	15.932
8	12:20:29.489	51.886	+1.247	19.027	16.867	15.991
9	12:21:20.598	51.109	+0.471	18.503	16.076	16.076
10	12:22:11.354	50.756	+0.118	18.548	16.449	15.759
11	12:23:02.755	51.401	+0.763	18.637	16.597	16.167
12	12:23:53.811	51.056	+0.418	18.825	16.449	15.782
13	12:24:44.449	50.638		18.489	16.390	15.759

(884) Davin Singer

1	12:14:30.329	55.447	+4.804	20.797	18.200	16.450
2	12:15:22.774	52.445	+1.802	18.855	17.086	16.504
3	12:16:15.597	52.823	+2.180	19.635	17.251	15.937
4	12:17:06.729	51.132	+0.489	18.721	16.649	15.762
5	12:17:57.521	50.792	+0.149	18.501	16.404	15.887
6	12:18:48.164	50.643		18.488	16.330	15.825
7	12:19:38.987	50.823	+0.180	18.456	16.533	15.834
8	12:20:29.998	51.011	+0.368	18.869	16.402	15.740
9	12:21:20.813	50.815	+0.172	18.471	16.407	15.937
10	12:22:11.810	50.997	+0.354	18.779	16.490	15.728
11	12:23:03.286	51.476	+0.833	18.608	16.409	16.459
12	12:23:54.135	50.849	+0.206	18.644	16.407	15.798
13	12:24:44.864	50.729	+0.086	18.601	16.407	15.721

(845) Jan Waibel

1	12:14:32.019	56.764	+6.183	21.031	18.833	16.900
2	12:15:23.579	51.560	+0.979	19.033	16.612	15.915
3	12:16:15.831	52.252	+1.671	19.093	17.206	15.953
4	12:17:06.991	51.160	+0.579	18.670	16.631	15.859
5	12:17:57.923	50.932	+0.351	18.608	16.442	15.882
6	12:18:48.756	50.833	+0.252	18.764	16.323	15.746
7	12:19:39.337	50.581		18.470	16.356	15.755
8	12:20:30.301	50.964	+0.383	18.677	16.515	15.772
9	12:21:20.973	50.672	+0.091	18.487	16.394	15.791
10	12:22:12.011	51.038	+0.457	18.740	16.526	15.772

Lap	Time of Day	Lap Tm	Diff	S1 Tm	S2 Tm	S3 Tm
11	12:23:03.486	51.475	+0.894	18.534	16.685	16.256
12	12:23:54.478	50.992	+0.411	18.788	16.427	15.777
13	12:24:45.380	50.902	+0.321	18.715	16.417	15.770

(928) Yoeri Schoens

1	12:14:30.811	55.735	+5.084	21.148	17.893	16.694
2	12:15:22.841	52.030	+1.379	18.979	16.696	16.355
3	12:16:16.163	53.322	+2.671	20.171	17.175	15.976
4	12:17:07.166	51.003	+0.352	18.617	16.500	15.886
5	12:17:58.059	50.893	+0.242	18.653	16.383	15.857
6	12:18:48.938	50.879	+0.228	18.779	16.433	15.667
7	12:19:39.660	50.722	+0.071	18.585	16.384	15.753
8	12:20:30.444	50.784	+0.133	18.639	16.498	15.747
9	12:21:21.095	50.651		18.627	16.255	15.769
10	12:22:12.148	51.053	+0.402	18.782	16.529	15.742
11	12:23:03.283	51.135	+0.484	18.622	16.394	16.119
12	12:23:54.635	51.352	+0.701	19.166	16.472	15.714
13	12:24:45.654	51.019	+0.368	18.712	16.462	15.845

(940) Tobias Hinterstoiber

1	12:14:33.264	57.905	+7.216	25.003	16.942	15.960
2	12:15:24.749	51.485	+0.796	18.809	16.671	16.005
3	12:16:16.673	51.924	+1.235	18.818	16.896	16.120
4	12:17:07.791	51.118	+0.429	18.873	16.528	15.717
5	12:17:58.663	50.872	+0.183	18.645	16.452	15.775
6	12:18:49.540	50.877	+0.188	18.666	16.486	15.725
7	12:19:40.229	50.689		18.519	16.435	15.735
8	12:20:30.951	50.722	+0.033	18.570	16.431	15.721
9	12:21:21.692	50.741	+0.052	18.619	16.379	15.743
10	12:22:12.472	50.780	+0.091	18.595	16.442	15.743
11	12:23:03.562	51.090	+0.401	18.609	16.420	16.061
12	12:23:55.500	51.938	+1.249	19.448	16.705	15.785
13	12:24:46.337	50.837	+0.148	18.638	16.448	15.751

(921) Janec Mike Gabrich

1	12:14:31.803	56.483	+5.759	21.087	18.449	16.947
2	12:15:23.276	51.473	+0.749	18.964	16.639	15.870
3	12:16:16.606	53.330	+2.606	19.516	17.557	16.257
4	12:17:08.322	51.716	+0.992	19.092	16.684	15.940
5	12:17:59.082	50.760	+0.036	18.547	16.445	15.768
6	12:18:49.911	50.829	+0.105	18.584	16.496	15.749
7	12:19:40.635	50.724		18.525	16.344	15.855
8	12:20:31.494	50.859	+0.135	18.607	16.426	15.826
9	12:21:22.287	50.793	+0.069	18.563	16.444	15.786
10	12:22:13.014	50.727	+0.003	18.592	16.361	15.774
11	12:23:03.914	50.900	+0.176	18.679	16.416	15.805
12	12:23:55.663	51.749	+1.025	19.356	16.631	15.762
13	12:24:46.633	50.970	+0.246	18.609	16.525	15.836

(825) Julian Bub

1	12:14:29.022	54.201	+3.719	20.750	17.186	16.265
2	12:15:21.454	52.432	+1.950	19.240	16.878	16.314
3	12:16:14.659	53.205	+2.723	20.242	17.099	15.864
4	12:17:05.470	50.811	+0.329	18.661	16.388	15.762
5	12:17:56.029	50.559	+0.077	18.521	16.315	15.723
6	12:18:46.511	50.482		18.447	16.305	15.730
7	12:19:37.143	50.632	+0.150	18.497	16.333	15.802
8	12:20:28.233	51.090	+0.608	18.447	16.313	16.330
9	12:21:20.267	52.034	+1.552	19.257	16.880	15.897
10	12:22:10.939	50.672	+0.190	18.503	16.415	15.754
11	12:23:01.507	50.568	+0.086	18.466	16.375	15.727
12	12:23:52.117	50.610	+0.128	18.592	16.386	15.632
13	12:24:42.707	50.590	+0.108	18.470	16.422	15.698

(811) Karl Schmiederer

1	12:14:32.427	56.783	+5.891	20.747	18.523	17.513
2	12:15:24.978	52.551	+1.659	19.170	17.002	16.379
3	12:16:17.068	52.090	+1.198	19.275	16.816	15.999
4	12:17:08.911	51.843	+0.951	18.835	16.639	16.369
5	12:18:00.024	51.113	+0.221	18.668	16.523	15.922
6	12:18:51.001	50.977	+0.085	18.624	16.473	15.880
7	12:19:41.973	50.972	+0.080	18.582	16.480	15.910
8	12:20:32.865	50.8				

INT. ADAC Kartrennen Wackersdorf

X30 SENIOR

Pro Kart Raceland Wackersdorf 1,190 Km

Super Heat Group A

22.09.2024 12:09

Race (13 Laps) started at 12:13:33

Lap	Time of Day	Lap Tm	Diff	S1 Tm	S2 Tm	S3 Tm	Lap	Time of Day	Lap Tm	Diff	S1 Tm	S2 Tm	S3 Tm
10	12:22:15.104	51.237	+0.345	18.671	16.667	15.899							
11	12:23:06.152	51.048	+0.156	18.738	16.457	15.853							
12	12:23:57.219	51.067	+0.175	18.704	16.482	15.881							
13	12:24:48.344	51.125	+0.233	18.747	16.479	15.899							

(807) Marlon Vatter

1	12:14:31.573	56.074	+5.493	21.144	18.399	16.531
2	12:15:23.126	51.553	+0.972	18.819	16.622	16.112
3	12:16:15.295	52.169	+1.588	19.188	17.071	15.910
4	12:17:06.932	51.637	+1.056	18.939	16.632	16.066
5	12:17:57.734	50.802	+0.221	18.492	16.395	15.915
6	12:18:48.315	50.531		18.465	16.312	15.804
7	12:19:39.057	50.742	+0.161	18.478	16.492	15.772
8	12:20:29.832	50.775	+0.194	18.681	16.346	15.748
9	12:21:20.710	50.878	+0.297	18.504	16.349	16.025
10	12:22:11.591	50.881	+0.300	18.776	16.440	15.665
11	12:23:02.843	51.252	+0.671	18.531	16.574	16.147
12	12:23:53.432	50.589	+0.008	18.582	16.318	15.689
13	12:24:44.037	50.605	+0.024	18.559	16.320	15.726

(872) Tobias Burgstahler

1	12:14:32.150	56.725	+5.291	21.296	18.568	16.861
2	12:15:25.125	52.975	+1.541	19.253	17.494	16.228
3	12:16:17.600	52.475	+1.041	19.285	17.132	16.058
4	12:17:09.271	51.671	+0.237	18.888	16.802	15.981
5	12:18:00.705	51.434		18.810	16.724	15.900
6	12:18:52.305	51.600	+0.166	18.844	16.765	15.991
7	12:19:43.962	51.657	+0.223	18.888	16.754	16.015
8	12:20:35.515	51.553	+0.119	18.826	16.738	15.989
9	12:21:27.320	51.805	+0.371	18.978	16.802	16.025
10	12:22:19.172	51.852	+0.418	18.959	16.789	16.104
11	12:23:11.064	51.892	+0.458	19.018	16.802	16.072
12	12:24:03.059	51.995	+0.561	19.120	16.813	16.062
13	12:24:54.891	51.832	+0.398	19.036	16.780	16.016

INT. ADAC Kartrennen Wackersdorf

Lapchart

X30 SENIOR

Pro Kart Raceland Wackersdorf 1,190 Km

Super Heat Group A

22.09.2024 12:09

Race (13 Laps) started at 12:13:33

Competitors	Laps													
	0	1	2	3	4	5	6	7	8	9	10	11	12	13
Phil Colin Strenge (895)	1	895	895	895	895	895	895	895	895	895	895	823	823	823
Jason Bralic (823)	2	823	823	823	823	823	823	823	823	823	823	895	895	895
Niklas Hirsch (877)	3	877	877	830	830	830	830	830	877	877	877	877	877	877
Max Hezel (830)	4	830	830	998	998	877	877	877	830	830	830	830	830	830
Tom Muhler (930)	5	930	998	877	877	998	998	998	998	998	998	998	998	998
Niels Tröger (998)	6	998	821	821	821	821	821	821	821	821	821	929	929	929
Carl Luthardt (885)	7	885	887	887	887	887	887	887	887	887	887	929	821	821
Manuel Wagner (821)	8	821	885	825	929	929	929	929	929	929	929	887	885	887
Julian Bub (825)	9	825	825	929	885	885	885	885	885	885	885	887	885	885
Davin Singer (884)	10	884	929	885	806	806	806	806	825	904	930	930	930	930
Moritz Fischer (806)	11	806	930	930	825	825	825	825	904	825	904	904	904	816
Torben Gröndahl (887)	12	887	816	806	930	930	904	904	806	930	816	816	816	904
Yoeri Schoens (928)	13	928	806	904	904	904	930	930	930	816	825	825	825	825
Nico Hantke (929)	14	929	884	884	807	816	816	816	816	806	806	806	807	807
Elias Schorneck (816)	15	816	904	928	816	884	884	884	884	807	807	807	807	806
Jan Waibel (845)	16	845	928	816	884	807	807	807	884	884	884	928	884	884
Janec Mike Gabrich (921)	17	921	807	807	845	845	845	845	845	845	845	884	845	845
Tobias Feeser (904)	18	904	921	921	928	928	928	928	928	928	928	928	845	928
Tobias Hinterstoißer (940)	19	940	845	845	921	940	940	940	940	940	940	940	940	940
Tobias Burgstahler (872)	20	872	872	940	940	921	921	921	921	921	921	921	921	921
Marlon Vatter (807)	21	807	811	811	811	811	811	811	811	811	811	811	811	811
Karl Schmiederer (811)	22	811	940	872	872	872	872	872	872	872	872	872	872	872



X30 SENIOR

Super Heat Group B

Track length: 1.190 Km

Race Started: 12:36:03

Best Lap by: 822 - Elia Weiss - 50.123

Rank	#	Driver	Nat	Sponsor Entrant	Nat	License E-License	Make	laps	T. Time Diff	Best Lap	Penalty	Points
1	0	822 Elia Weiss	DEU	DSK e.V. Ja zum Motorsport SIM-ON	DEU	ITE38504 KBF39246	Kosmic/IAME/Komet	13	10:57.975	50.123		75
2	3	820 Felix Maurer	DEU	DUTT MOTORSPORT by FENSTER.com	LUX	NKA41244 IBLK867	Tony Kart/IAME/Komet	13	10:59.902 1.927	50.426		69
3	4	890 Leonard Hocker	DEU	RS-Motorsport	DEU	NKA22440 KBF40372	CRG/IAME/Komet	13	11:00.987 3.012	50.359		63
4	-2	854 Daniel Brozovic	DEU	Valier Motorsport	DEU	ITE 42036 KBF39300	Energy/IAME/Komet	13	11:02.958 4.983	50.452		57
5	-2	812 Rocco Curcio	DEU	ADAC Württemberg e.V. AT-Motorsport	DEU	ITE29607 KBF38996	Exprit/IAME/Komet	13	11:03.315 5.340	50.628		51
6	2	835 Jarno Wiese	DEU	VDB Kart Racing	DEU	ITE 40767 KBF 10478	OTK/IAME/Komet	13	11:03.485 5.510	50.508		48
7	2	836 Max Ohsenbrink	DEU	KSL Racing Team	DEU	ITE18670 KBF1304585	Alonso/IAME/Komet	13	11:05.323 7.348	50.479		45
8	3	829 Lutz Ohsenbrink	DEU	KSL Racing Team	DEU	ITE40759 KBF1304585	Alonso/IAME/Komet	13	11:06.670 8.695	50.466		42
9	-5	809 Luis Esser	DEU	RMW Motorsport	DEU	ITE 11661 KBF39010	OTK/IAME/Komet	13	11:06.767 8.792	50.358	+ 5 sec	39
10	-4	815 Moritz Wolber	DEU	ADAC Südbaden e.V. NEES RACING	DEU	NKA16641 BIF17863	Maranello/IAME/Komet	13	11:10.450 12.475	50.471	+ 5 sec	36
11	3	808 Eric Wess	DEU	Kartshop Ampfing	DEU	ITE44964 KBF25142	Drago Corse/IAME/Komet	13	11:10.585 12.610	50.631		34
12	9	891 Luka Koullen	NLD	PCH Racing	DEU	NKA50483 BIF39956	LN/IAME/Komet	13	11:11.309 13.334	50.656		32
13	0	920 Donar Munding	LIE	Stern Motorsport	DEU	ITC-C1449 BIC38195	KR/IAME/Komet	13	11:12.452 14.477	50.796		30
14	3	881 Jacob Trost	DEU	ADAC Hessen-Thüringen e.V. DUTT MOTORSPORT by FENSTER.COM	LUX	NKA41233 IDCK867	Tony Kart/IAME/Komet	13	11:12.551 14.576	50.497		28
15	5	817 Maximilian Engelstädter	DEU	Dörr Motorsport	DEU	NKA40565 BIF38420	KR/IAME/Komet	13	11:14.258 16.283	50.633		26
16	3	855 Matti Klasen	DEU	DSK e.V. Ja zum Motorsport RMW Motorsport	DEU	ITE13782 BIC39010	Tony Kart/IAME/Komet	13	11:14.332 16.357	50.826		24
17	1	844 Kevin Wagner	DEU	MSC-Langefeld e. V. im ADAC TB Racing Team	DEU	ITE 11828 KBF38262	KR/IAME/Komet	13	11:14.542 16.567	50.775		22
18	-3	899 Luke Neubauer	DEU	AT Motorsport	DEU	ITE45043 KBF38996	OTK/IAME/Komet	13	11:14.968 16.993	50.849		20
19	-7	888 Louis Schütze	DEU	Ebert Motorsport	DEU	ITE 17941 KBF38528	OTK/IAME/Komet	13	11:16.666 18.691	50.694		18
20	-10	919 Zino Fahke	DEU	Larea GT1 Racing	DEU	ITE 16367 KBF39725	Kosmic/IAME/Komet	13	11:19.441 21.466	50.644	+ 5 sec	17
21	-5	853 Devin Leon Ucar	DEU	ADAC Pfalz e.V. PCH Racing	DEU	ITF40418 KBF39956	Tony Kart /IAME/Komet	13	11:19.883 21.908	50.760	+ 5 sec	16
22	0	814 Nina Aptsiauri	GEO	CRG Deutschland	DEU	ITF230054 KBF18122	CRG/IAME/Komet	1	57.903 12 Laps	56.830		15

Announcements

853,809,919 + 5 sec push

815 + 5 sec front fairing


Timekeeper
M.Riehmers

Race Director
H.Seidel

Page 1/1

These results are provisional until the conclusion of any judicial and technical matters!

Printed: 22.09.2024 / 13:02



INT. ADAC Kartrennen Wackersdorf

X30 SENIOR

Pro Kart Raceland Wackersdorf 1,190 Km

Super Heat Group B

22.09.2024 12:34

Race (13 Laps) started at 12:36:03

Lap	Time of Day	Lap Tm	Diff	S1 Tm	S2 Tm	S3 Tm
(822) Elia Weiss						
1	12:36:56.018	52.469	+2.346	19.888	16.641	15.940
2	12:37:47.063	51.045	+0.922	18.720	16.521	15.804
3	12:38:37.788	50.725	+0.602	18.523	16.442	15.760
4	12:39:28.369	50.581	+0.458	18.443	16.413	15.725
5	12:40:18.828	50.459	+0.336	18.388	16.316	15.755
6	12:41:09.120	50.292	+0.169	18.338	16.245	15.709
7	12:41:59.315	50.195	+0.072	18.355	16.182	15.658
8	12:42:49.438	50.123		18.312	16.163	15.648
9	12:43:39.707	50.269	+0.146	18.328	16.256	15.685
10	12:44:30.092	50.385	+0.262	18.243	16.353	15.789
11	12:45:20.476	50.384	+0.261	18.308	16.335	15.741
12	12:46:11.043	50.567	+0.444	18.433	16.350	15.784
13	12:47:01.524	50.481	+0.358	18.334	16.327	15.820

(820) Felix Maurer						
1	12:36:56.489	52.661	+2.235	19.966	16.817	15.878
2	12:37:47.451	50.962	+0.536	18.739	16.494	15.729
3	12:38:38.168	50.717	+0.291	18.559	16.419	15.739
4	12:39:28.807	50.639	+0.213	18.536	16.329	15.774
5	12:40:19.275	50.468	+0.042	18.422	16.300	15.746
6	12:41:09.701	50.426		18.441	16.269	15.716
7	12:42:00.188	50.487	+0.061	18.508	16.248	15.731
8	12:42:50.758	50.570	+0.144	18.527	16.281	15.762
9	12:43:41.507	50.749	+0.323	18.497	16.295	15.963
10	12:44:31.974	50.467	+0.041	18.456	16.271	15.740
11	12:45:22.425	50.451	+0.025	18.523	16.214	15.714
12	12:46:12.955	50.530	+0.104	18.554	16.274	15.702
13	12:47:03.451	50.496	+0.070	18.401	16.292	15.803

(890) Leonard Hocker						
1	12:36:57.324	53.357	+2.998	20.587	16.907	15.863
2	12:37:48.919	51.595	+1.236	18.755	16.683	16.157
3	12:38:39.673	50.754	+0.395	18.658	16.382	15.714
4	12:39:30.313	50.640	+0.281	18.499	16.390	15.751
5	12:40:20.767	50.454	+0.095	18.417	16.321	15.716
6	12:41:11.126	50.359		18.378	16.326	15.655
7	12:42:01.610	50.484	+0.125	18.484	16.269	15.731
8	12:42:52.099	50.489	+0.130	18.435	16.325	15.729
9	12:43:42.642	50.543	+0.184	18.522	16.280	15.741
10	12:44:33.040	50.398	+0.039	18.406	16.280	15.712
11	12:45:23.404	50.364	+0.005	18.391	16.324	15.649
12	12:46:13.940	50.536	+0.177	18.518	16.311	15.707
13	12:47:04.536	50.596	+0.237	18.471	16.402	15.723

(854) Daniel Brozovic						
1	12:36:56.941	53.304	+2.852	20.611	16.783	15.910
2	12:37:49.356	52.415	+1.963	19.028	16.555	16.832
3	12:38:40.382	51.026	+0.574	18.671	16.527	15.828
4	12:39:31.417	51.035	+0.583	18.808	16.453	15.774
5	12:40:21.915	50.498	+0.046	18.427	16.334	15.737
6	12:41:12.533	50.618	+0.166	18.472	16.403	15.743
7	12:42:03.080	50.547	+0.095	18.503	16.295	15.749
8	12:42:53.532	50.452		18.399	16.310	15.743
9	12:43:44.068	50.536	+0.084	18.437	16.350	15.749
10	12:44:34.564	50.496	+0.044	18.463	16.310	15.723
11	12:45:25.093	50.529	+0.077	18.456	16.335	15.738
12	12:46:15.800	50.707	+0.255	18.545	16.369	15.793
13	12:47:06.507	50.707	+0.255	18.463	16.391	15.853

(812) Rocco Curcio						
1	12:36:56.380	52.701	+2.073	19.967	16.794	15.940
2	12:37:47.834	51.454	+0.826	18.992	16.613	15.849
3	12:38:38.678	50.844	+0.216	18.574	16.430	15.840
4	12:39:29.489	50.811	+0.183	18.515	16.430	15.866
5	12:40:20.166	50.677	+0.049	18.470	16.374	15.833
6	12:41:10.823	50.657	+0.029	18.473	16.333	15.851
7	12:42:01.451	50.628		18.455	16.348	15.825
8	12:42:52.459	51.008	+0.380	18.709	16.478	15.821
9	12:43:43.595	51.136	+0.508	18.667	16.602	15.867
10	12:44:34.253	50.658	+0.030	18.452	16.403	15.803
11	12:45:24.928	50.675	+0.047	18.443	16.376	15.856
12	12:46:16.069	51.141	+0.513	18.868	16.439	15.834

Lap	Time of Day	Lap Tm	Diff	S1 Tm	S2 Tm	S3 Tm
13	12:47:06.864	50.795	+0.167	18.496	16.401	15.898
(835) Jarno Wiese						
1	12:36:57.695	53.795	+3.287	20.763	17.005	16.027
2	12:37:49.039	51.344	+0.836	18.778	16.523	16.043
3	12:38:39.996	50.957	+0.449	18.653	16.475	15.829
4	12:39:30.643	50.647	+0.139	18.526	16.354	15.767
5	12:40:21.303	50.660	+0.152	18.600	16.362	15.698
6	12:41:12.242	50.939	+0.431	18.843	16.388	15.708
7	12:42:03.277	51.035	+0.527	18.904	16.424	15.707
8	12:42:53.785	50.508		18.454	16.291	15.763
9	12:43:44.361	50.576	+0.068	18.509	16.322	15.745
10	12:44:34.918	50.557	+0.049	18.515	16.317	15.725
11	12:45:25.447	50.529	+0.021	18.546	16.309	15.674
12	12:46:16.260	50.813	+0.305	18.585	16.425	15.803
13	12:47:07.034	50.774	+0.266	18.601	16.371	15.802

(836) Max Ohsenbrink						
1	12:36:58.973	54.884	+4.405	20.884	17.322	16.678
2	12:37:51.004	52.031	+1.552	19.390	16.751	15.890
3	12:38:41.922	50.918	+0.439	18.674	16.440	15.804
4	12:39:32.663	50.741	+0.262	18.583	16.325	15.833
5	12:40:23.204	50.541	+0.062	18.443	16.323	15.775
6	12:41:13.689	50.485	+0.006	18.480	16.256	15.749
7	12:42:04.300	50.611	+0.132	18.507	16.298	15.806
8	12:42:54.865	50.565	+0.086	18.438	16.366	15.761
9	12:43:45.344	50.479		18.427	16.268	15.784
10	12:44:36.142	50.798	+0.319	18.628	16.347	15.823
11	12:45:26.681	50.539	+0.060	18.431	16.303	15.805
12	12:46:17.428	50.747	+0.268	18.624	16.321	15.802
13	12:47:08.872	51.444	+0.965	18.807	16.429	16.208

(829) Lutz Ohsenbrink						
1	12:36:59.157	54.983	+4.517	21.078	17.317	16.588
2	12:37:51.845	52.688	+2.222	19.517	17.098	16.073
3	12:38:43.582	51.737	+1.271	19.018	16.809	15.910
4	12:39:35.110	51.528	+1.062	18.818	16.610	16.100
5	12:40:25.722	50.612	+0.146	18.455	16.382	15.775
6	12:41:16.228	50.506	+0.040	18.423	16.283	15.800
7	12:42:06.694	50.466		18.481	16.250	15.785
8	12:42:57.237	50.543	+0.077	18.443	16.319	15.781
9	12:43:47.767	50.530	+0.064	18.426	16.332	15.772
10	12:44:38.404	50.637	+0.171	18.479	16.372	15.786
11	12:45:28.965	50.561	+0.095	18.462	16.288	15.811
12	12:46:19.522	50.557	+0.091	18.487	16.286	15.784
13	12:47:10.219	50.697	+0.231	18.497	16.329	15.871

(809) Luis Esser						
1	12:36:57.096	53.372	+3.014	20.694	16.803	15.875
2	12:37:49.617	52.521	+2.163	18.730	16.806	16.985
3	12:38:40.511	50.894	+0.536	18.598	16.546	15.750
4	12:39:31.066	50.555	+0.197	18.463	16.382	15.710
5	12:40:21.496	50.430	+0.072	18.417	16.313	15.700
6	12:41:11.913	50.417	+0.059	18.434	16.293	15.690
7	12:42:02.279	50.366	+0.008	18.406	16.266	15.694
8	12:42:52.637	50.358		18.433	16.258	15.667
9	12:43:43.416	50.779	+0.421	18.553	16.426	15.800
10	12:44:33.832	50.416	+0.058	18.396	16.312	15.708
11	12:45:24.287	50.455	+0.097	18.391	16.333	15.731
12	12:46:14.782	50.495	+0.137	18.442	16.338	15.715
13	12:47:05.316	50.534	+0.176	18.454	16.353	15.727

(815) Moritz Wolber						
1	12:36:58.809	55.003	+4.532	21.033	17.423	16.547
2	12:37:51.312	52.503	+2.032	19.696	16.940	15.867
3	12:38:42.193	50.881	+0.410	18.518	16.562	15.801
4	12:39:32.876	50.683	+0.212	18.452	16.489	15.742
5	12:40:23.515	50.639	+0.168	18.389	16.514	15.736
6	12:41:14.002	50.487	+0.016	18.431	16.337	15.719
7	12:42:04.473	50.471		18.385	16.389	15.697
8	12:42:55.053	50.580	+0.109	18.383	16.431	15.766
9	12:43:45.527	50.474	+0.003	18.379		

INT. ADAC Kartrennen Wackersdorf

X30 SENIOR

Pro Kart Raceland Wackersdorf 1,190 Km

Super Heat Group B

22.09.2024 12:34

Race (13 Laps) started at 12:36:03

Lap	Time of Day	Lap Tm	Diff	S1 Tm	S2 Tm	S3 Tm
12	12:46:17.651	50.790	+0.319	18.594	16.437	15.759
13	12:47:08.999	51.348	+0.877	18.698	16.498	16.152

Lap	Time of Day	Lap Tm	Diff	S1 Tm	S2 Tm	S3 Tm
11	12:45:35.303	50.841	+0.208	18.601	16.428	15.812
12	12:46:26.133	50.830	+0.197	18.619	16.369	15.842
13	12:47:17.807	51.674	+1.041	18.633	16.528	16.513

(808) Eric Weiss

1	12:37:00.769	56.406	+5.775	22.260	17.737	16.409
2	12:37:52.987	52.228	+1.597	18.998	17.307	15.923
3	12:38:44.524	51.537	+0.906	18.723	16.530	16.284
4	12:39:36.254	51.730	+1.099	18.702	16.520	16.508
5	12:40:27.215	50.961	+0.330	18.643	16.401	15.917
6	12:41:18.357	51.142	+0.511	18.954	16.353	15.835
7	12:42:09.053	50.696	+0.065	18.600	16.341	15.755
8	12:42:59.684	50.631		18.601	16.267	15.763
9	12:43:50.444	50.760	+0.129	18.510	16.472	15.778
10	12:44:41.498	51.054	+0.423	18.715	16.441	15.898
11	12:45:32.361	50.863	+0.232	18.628	16.344	15.891
12	12:46:23.273	50.912	+0.281	18.678	16.294	15.940
13	12:47:14.134	50.861	+0.230	18.618	16.331	15.912

(855) Matti Klasen

1	12:36:59.931	55.369	+4.543	21.542	17.165	16.662
2	12:37:53.563	53.632	+2.806	19.705	17.636	16.291
3	12:38:45.135	51.572	+0.746	19.095	16.670	15.807
4	12:39:36.533	51.398	+0.572	18.787	16.566	16.045
5	12:40:27.437	50.904	+0.078	18.568	16.459	15.877
6	12:41:18.691	51.254	+0.428	18.924	16.503	15.827
7	12:42:09.628	50.937	+0.111	18.702	16.435	15.800
8	12:43:00.454	50.826		18.615	16.433	15.778
9	12:43:51.391	50.937	+0.111	18.642	16.472	15.823
10	12:44:42.290	50.899	+0.073	18.559	16.505	15.835
11	12:45:34.132	51.842	+1.016	18.876	16.730	16.236
12	12:46:25.516	51.384	+0.558	18.827	16.702	15.855
13	12:47:17.881	52.365	+1.539	18.836	16.679	16.850

(891) Luka Koullen

1	12:36:59.980	55.237	+4.581	21.562	17.353	16.322
2	12:37:52.578	52.598	+1.942	19.457	17.131	16.010
3	12:38:44.228	51.650	+0.994	18.620	16.769	16.261
4	12:39:35.760	51.592	+0.876	18.654	16.538	16.340
5	12:40:26.657	50.897	+0.241	18.500	16.512	15.885
6	12:41:17.313	50.656		18.498	16.370	15.788
7	12:42:08.343	51.030	+0.374	18.908	16.389	15.733
8	12:42:59.046	50.703	+0.047	18.549	16.388	15.766
9	12:43:49.992	50.946	+0.290	18.714	16.442	15.790
10	12:44:42.058	52.066	+1.410	19.486	16.720	15.860
11	12:45:33.231	51.173	+0.517	18.838	16.474	15.861
12	12:46:24.019	50.788	+0.132	18.586	16.441	15.761
13	12:47:14.858	50.839	+0.183	18.540	16.470	15.829

(844) Kevin Wagner

1	12:37:01.741	57.260	+6.485	22.594	17.736	16.930
2	12:37:54.064	52.323	+1.548	19.732	16.730	15.861
3	12:38:45.756	51.692	+0.917	19.014	16.706	15.972
4	12:39:36.673	50.917	+0.142	18.629	16.435	15.853
5	12:40:28.042	51.369	+0.594	19.014	16.535	15.820
6	12:41:19.648	51.606	+0.831	18.992	16.806	15.808
7	12:42:11.636	51.988	+1.213	18.875	16.650	16.463
8	12:43:03.458	51.822	+1.047	19.291	16.674	15.857
9	12:43:54.395	50.937	+0.162	18.660	16.472	15.805
10	12:44:45.342	50.947	+0.172	18.646	16.428	15.873
11	12:45:36.142	50.800	+0.025	18.578	16.421	15.801
12	12:46:26.917	50.775		18.551	16.446	15.778
13	12:47:18.091	51.174	+0.399	18.529	16.489	16.156

(920) Donar Munding

1	12:36:58.948	54.671	+3.876	20.838	17.312	16.521
2	12:37:51.928	52.980	+2.184	19.294	17.399	16.287
3	12:38:43.434	51.606	+0.710	18.819	16.682	16.005
4	12:39:35.250	51.816	+1.020	18.845	16.632	16.339
5	12:40:26.353	51.103	+0.307	18.655	16.594	15.854
6	12:41:17.149	50.796		18.538	15.869	15.869
7	12:42:08.110	50.961	+0.165	18.688	16.406	15.867
8	12:42:58.926	50.816	+0.020	18.551	16.387	15.878
9	12:43:49.830	50.904	+0.108	18.628	16.407	15.869
10	12:44:41.863	52.033	+1.237	19.378	16.764	15.891
11	12:45:33.736	51.873	+1.077	19.180	16.711	15.982
12	12:46:24.829	51.093	+0.297	18.631	16.435	16.027
13	12:47:16.001	51.172	+0.376	18.693	16.555	15.924

(899) Luke Neubauer

1	12:37:01.173	56.808	+5.959	22.235	18.007	16.566
2	12:37:53.743	52.570	+1.721	19.050	17.320	16.200
3	12:38:45.962	52.219	+1.370	19.143	16.928	16.148
4	12:39:37.233	51.271	+0.222	18.806	16.563	15.902
5	12:40:28.293	51.060	+0.411	18.693	16.476	15.891
6	12:41:21.001	52.708	+1.859	19.003	17.725	15.980
7	12:42:12.129	51.128	+0.279	18.647	16.613	15.868
8	12:43:03.725	51.596	+0.747	18.911	16.847	15.838
9	12:43:54.640	50.915	+0.066	18.644	16.483	15.788
10	12:44:45.622	50.982	+0.133	18.579	16.570	15.833
11	12:45:36.471	50.849		18.622	16.464	15.763
12	12:46:27.352	50.881	+0.032	18.659	16.461	15.761
13	12:47:18.517	51.165	+0.316	18.543	16.676	15.946

(881) Jacob Trost

1	12:36:59.609	55.136	+4.639	21.164	17.365	16.607
2	12:37:52.073	52.464	+1.967	19.213	17.315	15.936
3	12:38:44.355	52.282	+1.785	19.401	16.596	16.285
4	12:39:36.165	51.810	+1.313	18.707	16.517	16.586
5	12:40:27.310	51.145	+0.648	18.540	16.446	16.159
6	12:41:19.881	52.571	+2.074	20.007	16.791	15.773
7	12:42:11.421	51.540	+1.043	18.760	16.688	16.092
8	12:43:01.956	50.535	+0.038	18.433	16.388	15.714
9	12:43:52.550	50.594	+0.097	18.548	16.333	15.713
10	12:44:43.047	50.497		18.460	16.297	15.740
11	12:45:34.071	51.024	+0.527	18.518	16.441	16.065
12	12:46:24.901	50.830	+0.333	18.519	16.402	15.909
13	12:47:16.100	51.199	+0.702	18.690	16.752	15.757

(888) Louis Schütze

1	12:36:59.801	55.558	+4.864	21.597	17.295	16.666
2	12:37:52.237	52.436	+1.742	19.055	17.355	16.026
3	12:38:52.262	1:00.025	+9.331	26.731	17.192	16.102
4	12:39:43.320	51.058	+0.364	18.708	16.474	15.876
5	12:40:34.014	50.694		18.505	16.393	15.796
6	12:41:24.830	50.816	+0.122	18.559	16.460	15.797
7	12:42:15.532	50.702	+0.008	18.464	16.418	15.820
8	12:43:06.323	50.791	+0.097	18.554	16.477	15.760
9	12:43:57.115	50.792	+0.098	18.568	16.392	15.832
10	12:44:47.877	50.762	+0.068	18.594	16.385	15.783
11	12:45:38.706	50.829	+0.135	18.573	16.471	15.785
12	12:46:29.426	50.720	+0.026	18.536	16.391	15.793
13	12:47:20.215	50.789	+0.095	18.569	16.422	15.798

(817) Maximilian Engelstädter

1	12:37:01.568	57.024	+6.391	21.676	18.266	17.093
2	12:37:53.879	52.311	+1.678	19.069	17.070	16.172
3	12:38:47.292	53.413	+2.780	19.497	17.399	16.517
4	12:39:38.540	51.248	+0.615	18.797	16.525	15.926
5	12:40:29.337	50.797	+0.164	18.590	16.351	15.856
6	12:41:20.747	51.410	+0.777	18.627	16.844	15.939
7	12:42:11.770	51.023	+0.390	18.620	16.513	15.890
8	12:43:03.035	51.265	+0.632	18.981	16.477	15.807
9	12:43:53.668	50.633		18.553	16.317	15.763
10	12:44:44.462	50.794	+0.161	18.521	16.291	15.982

(919) Zino Fahlke

1	12:36:59.649	55.499	+4.855	21.138	17.592	16.769
2	12:37:53.629	53.980	+3.336	19.792	17.736	16.452
3	12:38:44.985	51.356	+0.712	18.873	16.570	15.913
4	12:39:36.521	51.536	+0.892	18.776	16.567	16.193
5	12:40:27.886	51.365	+0.721	19.078	16.412	15.875
6	12:41:19.490	51.604	+0.960	19.175	16.515	15.914
7	12:42:11.147	51.657	+1.013	18.902	16.659	

INT. ADAC Kartrennen Wackersdorf

X30 SENIOR

Pro Kart Raceland Wackersdorf 1,190 Km

Super Heat Group B

22.09.2024 12:34

Race (13 Laps) started at 12:36:03

Lap	Time of Day	Lap Tm	Diff	S1 Tm	S2 Tm	S3 Tm	Lap	Time of Day	Lap Tm	Diff	S1 Tm	S2 Tm	S3 Tm
10	12:44:43.503	50.644		18.532	16.329	15.783							
11	12:45:34.342	50.839	+0.195	18.468	16.370	16.001							
12	12:46:25.411	51.069	+0.425	18.736	16.471	15.862							
13	12:47:17.990	52.579	+1.935	19.084	16.671	16.824							

(853) Devin Leon Ucar

1	12:37:01.698	57.352	+6.592	22.537	18.192	16.623
2	12:37:55.637	53.939	+3.179	20.780	17.249	15.910
3	12:38:47.019	51.382	+0.622	18.674	16.567	16.141
4	12:39:37.965	50.946	+0.186	18.665	16.474	15.807
5	12:40:28.852	50.887	+0.127	18.592	16.467	15.828
6	12:41:20.495	51.643	+0.883	18.583	17.112	15.948
7	12:42:11.576	51.081	+0.321	18.659	16.436	15.986
8	12:43:02.336	50.760		18.541	16.439	15.780
9	12:43:53.179	50.843	+0.083	18.490	16.476	15.877
10	12:44:44.197	51.018	+0.258	18.651	16.485	15.882
11	12:45:35.707	51.510	+0.750	19.023	16.618	15.869
12	12:46:26.639	50.932	+0.172	18.567	16.548	15.817
13	12:47:18.432	51.793	+1.033	18.593	17.092	16.108

(814) Nina Aptsiauri

1	12:37:01.452	56.830		22.153	17.685	16.992
---	--------------	---------------	--	---------------	---------------	---------------



INT. ADAC Kartrennen Wackersdorf

Lapchart

X30 SENIOR

Pro Kart Raceland Wackersdorf 1,190 Km

Super Heat Group B

22.09.2024 12:34

Race (13 Laps) started at 12:36:03

Competitors	Laps													
	0	1	2	3	4	5	6	7	8	9	10	11	12	13
Elia Weiss (822)	1	822	822	822	822	822	822	822	822	822	822	822	822	822
Daniel Brozovic (854)	2	854	812	820	820	820	820	820	820	820	820	820	820	820
Rocco Curcio (812)	3	812	820	812	812	812	812	812	890	890	890	890	890	890
Luis Esser (809)	4	809	854	890	890	890	890	890	812	809	809	809	809	809
Moritz Wolber (815)	5	815	809	835	835	835	835	809	809	809	812	812	812	854
Felix Maurer (820)	6	820	890	854	854	809	809	835	854	854	854	854	812	812
Jarno Wiese (835)	7	835	835	809	809	854	854	854	835	835	835	835	835	835
Leonard Hocker (890)	8	890	815	836	836	836	836	836	836	836	836	836	836	836
Max Ohsenbrink (836)	9	836	920	815	815	815	815	815	815	815	815	815	815	815
Zino Fahlke (919)	10	919	836	829	920	829	829	829	829	829	829	829	829	829
Lutz Ohsenbrink (829)	11	829	829	920	829	920	920	920	920	920	808	808	808	808
Louis Schütze (888)	12	888	881	881	891	891	891	891	891	891	920	891	891	891
Donar Munding (920)	13	920	919	888	881	881	808	808	808	808	891	920	920	920
Devin Leon Ucar (853)	14	853	888	891	808	808	881	855	855	855	855	881	881	881
Eric Wess (808)	15	808	855	808	919	919	855	919	919	919	881	881	855	919
Luke Neubauer (899)	16	899	891	855	855	855	919	844	881	881	919	919	919	855
Jacob Trost (881)	17	881	808	919	844	844	844	881	853	853	853	853	817	919
Kevin Wagner (844)	18	844	899	899	899	899	899	853	844	817	817	817	853	844
Maximilian Engelstädter (817)	19	817	814	817	853	853	853	817	817	844	844	844	844	853
Matti Klasen (855)	20	855	817	844	817	817	817	899	899	899	899	899	899	899
Nina Aptsiauri (814)	21	814	853	853	888	888	888	888	888	888	888	888	888	888
Luka Koullen (891)	22	891	844											



X30 SENIOR

Super Heat Group B Revision 2

Track length: 1.190 Km

Race Started: 12:36:03

Best Lap by: 822 - Elia Weiss - 50.123

Rank	#	Driver	Nat	Sponsor Entrant	Nat	License E-License	Make	laps	T. Time Diff	Best Lap	Penalty	Points
1	0	822 Elia Weiss	DEU	DSK e.V. Ja zum Motorsport SIM-ON	DEU	ITE38504 KBF39246	Kosmic/IAME/Komet	13	10:57.975	50.123		75
2	3	820 Felix Maurer	DEU	DUTT MOTORSPORT by FENSTER.com	LUX	NKA41244 IBLK867	Tony Kart/IAME/Komet	13	10:59.902 1.927	50.426		69
3	4	890 Leonard Hocker	DEU	RS-Motorsport	DEU	NKA22440 KBF40372	CRG/IAME/Komet	13	11:00.987 3.012	50.359		63
4	-2	854 Daniel Brozovic	DEU	Valier Motorsport	DEU	ITE 42036 KBF39300	Energy/IAME/Komet	13	11:02.958 4.983	50.452		57
5	-2	812 Rocco Curcio	DEU	ADAC Württemberg e.V. AT-Motorsport	DEU	ITE29607 KBF38996	Exprit/IAME/Komet	13	11:03.315 5.340	50.628		51
6	2	835 Jarno Wiese	DEU	VDB Kart Racing	DEU	ITE 40767 KBF 10478	OTK/IAME/Komet	13	11:03.485 5.510	50.508		48
7	2	836 Max Ohsenbrink	DEU	KSL Racing Team	DEU	ITE18670 KBF1304585	Alonso/IAME/Komet	13	11:05.323 7.348	50.479		45
8	3	829 Lutz Ohsenbrink	DEU	KSL Racing Team	DEU	ITE40759 KBF1304585	Alonso/IAME/Komet	13	11:06.670 8.695	50.466		42
9	-5	809 Luis Esser	DEU	RMW Motorsport	DEU	ITE 11661 KBF39010	OTK/IAME/Komet	13	11:06.767 8.792	50.358	+ 5 sec	39
10	-4	815 Moritz Wolber	DEU	ADAC Südbaden e.V. NEES RACING	DEU	NKA16641 BIF17863	Maranello/IAME/Komet	13	11:10.450 12.475	50.471	+ 5 sec	36
11	3	808 Eric Wess	DEU	Kartshop Ampfing	DEU	ITE44964 KBF25142	Drago Corse/IAME/Komet	13	11:10.585 12.610	50.631		34
12	9	891 Luka Koullen	NLD	PCH Racing	DEU	NKA50483 BIF39956	LN/IAME/Komet	13	11:11.309 13.334	50.656		32
13	0	920 Donar Munding	LIE	Stern Motorsport	DEU	ITC-C1449 BIC38195	KR/IAME/Komet	13	11:12.452 14.477	50.796		30
14	3	881 Jacob Trost	DEU	ADAC Hessen-Thüringen e.V. DUTT MOTORSPORT by FENSTER.COM	LUX	NKA41233 IDCK867	Tony Kart/IAME/Komet	13	11:12.551 14.576	50.497		28
15	5	817 Maximilian Engelstädter	DEU	Dörr Motorsport	DEU	NKA40565 BIF38420	KR/IAME/Komet	13	11:14.258 16.283	50.633		26
16	2	844 Kevin Wagner	DEU	MSC-Langenfeld e. V. im ADAC TB Racing Team	DEU	ITE 11828 KBF38262	KR/IAME/Komet	13	11:14.542 16.567	50.775		24
17	-2	899 Luke Neubauer	DEU	AT Motorsport	DEU	ITE45043 KBF38996	OTK/IAME/Komet	13	11:14.968 16.993	50.849		22
18	-6	888 Louis Schütze	DEU	Ebert Motorsport	DEU	ITE 17941 KBF38528	OTK/IAME/Komet	13	11:16.666 18.691	50.694		20
19	-9	919 Zino Fahlke	DEU	Larea GT1 Racing	DEU	ITE 16367 KBF39725	Kosmic/IAME/Komet	13	11:19.441 21.466	50.644	+ 5 sec	18
20	-4	853 Devin Leon Ucar	DEU	ADAC Pfalz e.V. PCH Racing	DEU	ITF40418 KBF39956	Tony Kart /IAME/Komet	13	11:19.883 21.908	50.760	+ 5 sec	17
21	1	814 Nina Aptsiauri	GEO	CRG Deutschland	DEU	ITF230054 KBF18122	CRG/IAME/Komet	1	57.903 12 Laps	56.830		16

Not classified

DSQ	855	Matti Klasen	DEU	DSK e.V. Ja zum Motorsport RMW Motorsport	DEU	ITE13782 BIC39010	Tony Kart/IAME/Komet	13	DSQ	50.826		10
-----	-----	--------------	-----	--	-----	----------------------	----------------------	----	-----	--------	--	----

Announcements

853,809,919 + 5 sec push

815 + 5 sec front fairing

#855 DQ Steward desission


Timekeeper
M.Riehmers

Race Director
H.Seidel

Page 1/1

These results are provisional until the conclusion of any judicial and technical matters!

Printed: 22.09.2024 / 13:45



DKM Round 6
X30 Senioren
Wackersdorf II
Final Intermediate Classification Revision 2

Pos. No.	Firstname	Lastname	Nat.		Nat		Sponsor	QP	Total PTS	BC	AC	AB	SHA	SHB
			Dri	Entrant	Ent	Make								
1	895	Phil Colin	DEU	Ebert Motorsport	DEU	LN/IAME/Komet	ADAC Württemberg e.V.	1	169	--	50	50	69	--
2	822	Elia	DEU	SIM-ON	DEU	Kosmic/IAME/Komet	DSK e.V. Ja zum Motorsport	7	163	--	44	44	--	75
3	823	Jason	NLD	SIM-ON	DEU	Kosmic/IAME/Komet		2	160	44	--	41	75	--
4	854	Daniel	DEU	Valier Motorsport	DEU	Energy/IAME/Komet		9	135	50	28	--	--	57
5	830	Max	DEU	CV Performance Group	DEU	KR/IAME/Komet	ADAC Hessen-Thüringen e.V.	3	131	38	36	--	57	--
6	877	Niklas	DEU	SIM-ON	DEU	Kosmic/IAME/Komet	MSC-Langenfeld e. V. im ADA	10	131	--	41	27	63	--
7	820	Felix	DEU	DUTT MOTORSPORT by FENSTER.com	LUX	Tony Kart/IAME/Komet		15	131	32	30	--	--	69
8	812	Rocco	DEU	AT-Motorsport	DEU	Exprit/IAME/Komet	ADAC Württemberg e.V.	11	121	36	--	34	--	51
9	890	Leonard	DEU	RS-Motorsport	DEU	CRG/IAME/Komet		4	120	--	38	19	--	63
10	998	Niels	DEU	Apex Performance	DEU	Maranello/IAME/Komet		8	113	41	--	21	51	--
11	809	Luis	DEU	RMW Motorsport	DEU	OTK/IAME/Komet		12	105	34	32	--	--	39
12	821	Manuel	DEU	RS-Motorsport	DEU	CRG/IAME/Komet		13	104	--	23	36	45	--
13	835	Jarno	DEU	VDB Kart Racing	DEU	OTK/IAME/Komet		17	103	25	--	30	--	48
14	930	Tom	DEU	Larea GT1Racing	DEU	OTK/IAME/Komet		6	97	27	34	--	36	--
15	836	Max	DEU	KSL Racing Team	DEU	Alonso/IAME/Komet		26	97	26	--	26	--	45
16	815	Moritz	DEU	NEES RACING	DEU	Maranello/IAME/Komet	ADAC Südbaden e.V.	14	96	28	--	32	--	36
17	885	Carl	DEU	Falcon Racing Team	NLD	Falcon/IAME/Komet		24	96	30	27	--	39	--
18	887	Torben	DEU	CV Performance Group	DEU	KR/IAME/Komet	MSC Groß Dölln e.V. im ADAC	22	94	--	24	28	42	--
19	929	Nico	DEU	VDB Kart Racing	DEU	Tony Kart/IAME/Komet		5	89	3	--	38	48	--
20	829	Lutz	DEU	KSL Racing Team	DEU	Alonso/IAME/Komet		25	83	--	26	15	--	42
21	816	Elias	DEU	VDB Kart Racing	DEU	Tony Kart/IAME/Komet		16	73	--	25	14	34	--
22	808	Eric	DEU	Kartshop Ampfing	DEU	Drago Corse/IAME/Komet		31	70	--	16	20	--	34
23	920	Donar	LIE	Stern Motorsport	DEU	KR/IAME/Komet		20	69	14	--	25	--	30
24	884	Davin	DEU	CV Performance Group	DEU	KR/IAME/Komet	ADAC Südbaden e.V.	23	68	22	--	18	28	--
25	806	Moritz	DEU	DUTT MOTORSP. by FENSTER.COM	LUX	Tony Kart/IAME/Komet	ADAC Pfalz e.V.	29	67	15	--	22	30	--
26	825	Julian	DEU	Dörr Motorsport	DEU	KR/IAME/Komet		21	64	24	22	--	18	--
27	904	Tobias	DEU	Sonja Feeser	DEU	KR/IAME/Komet		28	64	--	8	24	32	--
28	919	Zino	DEU	Larea GT1 Racing	DEU	Kosmic/IAME/Komet		19	62	--	21	23	--	18
29	888	Louis	DEU	Ebert Motorsport	DEU	OTK/IAME/Komet		30	60	20	20	--	--	20
30	881	Jacob	DEU	DUTT MOTORSPORT by FENSTER.COM	LUX	Tony Kart/IAME/Komet	ADAC Hessen-Thüringen e.V.	35	60	23	--	9	--	28
31	928	Yoeri	NLD	LAREA GT1 Racing	DEU	Tony Kart/IAME/Komet		44	59	19	--	16	24	--
32	940	Tobias	DEU	Ebert Motorsport	DEU	LN/IAME/Komet		33	57	18	17	--	22	--
33	899	Luke	DEU	AT Motorsport	DEU	OTK/IAME/Komet		39	57	17	18	--	--	22
34	845	Jan	DEU	VDB Kart Racing	DEU	Tony Kart/IAME/Komet	ADAC Mittelrhein e.V.	37	56	--	13	17	26	--
35	844	Kevin	DEU	TB Racing Team	DEU	KR/IAME/Komet	MSC-Langenfeld e. V. im ADA	18	52	9	19	--	--	24
36	891	Luka	NLD	PCH Racing	DEU	LN/IAME/Komet		34	52	--	9	11	--	32
Not qualified for Final from position 37														
37	853	Devin Leon	DEU	PCH Racing	DEU	Tony Kart /IAME/Komet	ADAC Pfalz e.V.	38	51	21	--	13	--	17
38	817	Maximilian	DEU	Dörr Motorsport	DEU	KR/IAME/Komet		32	49	16	--	7	--	26
39	921	Janec Mike	DEU	LAREA GT1 RACING	DEU	Kosmic/IAME /Komet	ADAC Berlin-Brandenburg e.V	27	43	12	11	--	20	--
40	807	Marlon	DEU	AT Motorsport	DEU	Exprit/IAME/Komet		36	42	11	15	--	16	--
41	811	Karl	DEU	RS-Motorsport	DEU	CRG/IAME/Komet		41	40	13	--	10	17	--
42	855	Matti	DEU	RMW Motorsport	DEU	Tony Kart/IAME/Komet	DSK e.V. Ja zum Motorsport	40	36	--	14	12	--	10
43	814	Nina	GEO	CRG Deutschland	DEU	CRG/IAME/Komet		43	36	--	12	8	--	16
44	872	Tobias	DEU	Stern Motorsport	DEU	KR/IAME/Komet	ADAC Württemberg e.V.	42	35	10	10	--	15	--

Announcements: These results are provisional until the conclusion of any judicial and technical matters

Race Director Horst Seidel:



Timekeeping M. Riehmers:



Printed: 22.09.2024 13:47

Posted at: h



DKM Round 6

X30 Senioren

Wackersdorf II


Ranking after Heats

Pos. No.	Firstname	Lastname	Nat.		Nat.		Sponsor	Total		B-C	A-C	A-B	SHA	SHB
			Dri	Entrant	Ent	Make		QP	PTS					

Announcements:

----- These results are provisional until the conclusion of any judicial and technical matters -----

Race Director Horst Seidel:



Timekeeping M. Riehmers:



Printed: 22.09.2024 13:47

Posted at: h



DKM Round 6

Class: X30 Senioren

Date/Time: 22.09.2024 16:35

Track:

Heat:

Laps:

Wackersdorf II

Final

16 lap

Edition 1

Kevin Wagner **844** KR/IAME/Komet

35

18

Luka Koullen **891** LN/IAME/Komet

36

Luke Neubauer **899** OTK/IAME/Komet

33

17

Jan Waibel **845** Kart/IAME/Komet

34

Yoeri Schoens **928** Kart/IAME/Komet

31

16

Tobias Hinterstoißer **940** LN/IAME/Komet

32

Louis Schütze **888** OTK/IAME/Komet

29

15

Jacob Trost **881** Kart/IAME/Komet

30

Tobias Feeser **904** KR/IAME/Komet

27

14

Zino Fahlke **919** Kosmic/IAME/Komet

28

Moritz Fischer **806** Kart/IAME/Komet

25

13

Julian Bub **825** KR/IAME/Komet

26

Donar Munding **920** KR/IAME/Komet

23

12

Davin Singer **884** KR/IAME/Komet

24

Elias Schorneck **816** Kart/IAME/Komet

21

11

Eric Wess **808** Corse/IAME/Komet

22

Nico Hantke **929** Kart/IAME/Komet

19

10

Lutz Ohsenbrink **829** Alonso/IAME/Komet

20

Carl Luthardt **885** Falcon/IAME/Komet

17

9

Torben Gröndahl **887** KR/IAME/Komet

18

Max Ohsenbrink **836** Alonso/IAME/Komet

15

8

Moritz Wolber **815** Maranello/IAME/Komet

16

Jarno Wiese **835** OTK/IAME/Komet

13

7

Tom Muhler **930** OTK/IAME/Komet

14

Luis Esser **809** OTK/IAME/Komet

11

6

Manuel Wagner **821** CRG/IAME/Komet

12

Leonard Hocker **890** CRG/IAME/Komet

9

5

Niels Tröger **998** Maranello/IAME/Komet

10

Felix Maurer **820** Kart/IAME/Komet

7

4

Rocco Curcio **812** Exprit/IAME/Komet

8

Max Hezel **830** KR/IAME/Komet

5

3

Niklas Hirsch **877** Kosmic/IAME/Komet

6

Jason Bralic **823** Kosmic/IAME/Komet

3

2

Daniel Brozovic **854** Energy/IAME/Komet

4

Phil Colin Streng **895** LN/IAME/Komet

1

1

Elia Weiss **822** Kosmic/IAME/Komet

2

Pole Position

printed 22.09.2024 13:47



X30 SENIOR

Final

Track length: 1.190 Km
Race Started: 16:44:08
Best Lap by: 822 - Elia Weiss - 50.247

Rank	#	Driver	Nat	Sponsor Entrant	Nat	License E-License	Make	laps	T. Time Diff	Best Lap	Penalty	Points
1	895	Phil Colin Streng	DEU	ADAC Württemberg e.V. Ebert Motorsport	DEU	ITE42785 EL38528	LN/IAME/Komet	16	14:16.518	50.268		50
2	823	Jason Bralic	NLD	SIM-ON	DEU	ITF46957 KBF39246	Kosmic/IAME/Komet	16	14:16.622 0.104	50.474		44
3	820	Felix Maurer	DEU	DUTT MOTORSPORT by FENSTER.com	LUX	NKA41244 IBLK867	Tony Kart/IAME/Komet	16	14:16.682 0.164	50.410		38
4	812	Rocco Curcio	DEU	ADAC Württemberg e.V. AT-Motorsport	DEU	ITE29607 KBF38996	Exprit/IAME/Komet	16	14:17.420 0.902	50.603		34
5	822	Elia Weiss	DEU	DSK e.V. Ja zum Motorsport SIM-ON	DEU	ITE38504 KBF39246	Kosmic/IAME/Komet	16	14:18.007 1.489	50.247		31
6	854	Daniel Brozovic	DEU	Valier Motorsport	DEU	ITE 42036 KBF39300	Energy/IAME/Komet	16	14:18.402 1.884	50.730		26
7	877	Niklas Hirsch	DEU	MSC-Langenfeld e. V. im ADAC SIM-ON	DEU	ITF39320 KBF39246	Kosmic/IAME/Komet	16	14:18.607 2.089	50.432		22
8	885	Carl Luthardt	DEU	Falcon Racing Team	NLD	ITE 37029 IBL11345	Falcon/IAME/Komet	16	14:19.040 2.522	50.459		18
9	809	Luis Esser	DEU	RMW Motorsport	DEU	ITE 11661 KBF39010	OTK/IAME/Komet	16	14:20.555 4.037	50.622		14
10	998	Niels Tröger	DEU	Apex Performance	DEU	ITC-C18256 KBF38438	Maranello/IAME/Komet	16	14:21.316 4.798	50.663		0
11	920	Donar Munding	LIE	Stern Motorsport	DEU	ITC-C1449 BIC38195	KR/IAME/Komet	16	14:22.517 5.999	50.844		0
12	904	Tobias Feeser	DEU	Sonja Feeser	DEU	ITE13863 BEK1198789	KR/IAME/Komet	16	14:22.989 6.471	50.590		0
13	887	Torben Gröndahl	DEU	MSC Groß Dölln e.V. im ADAC CV Performance Group	DEU	ITC-C14120 BIF38321	KR/IAME/Komet	16	14:24.430 7.912	50.482	+ 5 sec	10
14	919	Zino Fahlke	DEU	Larea GT1 Racing	DEU	ITE 16367 KBF39725	Kosmic/IAME/Komet	16	14:25.450 8.932	50.576		0
15	835	Jarno Wiese	DEU	VDB Kart Racing	DEU	ITE 40767 KBF10478	OTK/IAME/Komet	16	14:25.668 9.150	50.640		8
16	930	Tom Muhler	DEU	Larea GT1Racing	DEU	NKA42626 KBF39725	OTK/IAME/Komet	16	14:26.512 9.994	50.591	+ 5 sec	0
17	928	Yoeri Schoens	NLD	LAREA GT1 Racing	DEU	ITE45664 BIF39725	Tony Kart/IAME/Komet	16	14:26.941 10.423	50.584		0
18	845	Jan Waibel	DEU	ADAC Mittelrhein e.V. VDB Kart Racing	DEU	NKA12495 KBF10478	Tony Kart/IAME/Komet	16	14:27.271 10.753	50.966		6
19	940	Tobias Hinterstoßer	DEU	Ebert Motorsport	DEU	ITG39211 KBF38528	LN/IAME/Komet	16	14:27.816 11.298	51.032		0
20	891	Luka Koullen	NLD	PCH Racing	DEU	NKA50483 BIF39956	LN/IAME/Komet	16	14:30.159 13.641	51.232		4
21	815	Moritz Wolber	DEU	ADAC Südbaden e.V. NEES RACING	DEU	NKA116641 BIF17863	Maranello/IAME/Komet	16	14:30.573 14.055	50.595	+ 5 sec	2
22	806	Moritz Fischer	DEU	ADAC Pfalz e.V. DUTT MOTORSP. by FENSTER.COM	LUX	NKA26409 IBLK867	Tony Kart/IAME/Komet	16	14:30.920 14.402	50.968		1
23	888	Louis Schütze	DEU	Ebert Motorsport	DEU	ITE 17941 KBF38528	OTK/IAME/Komet	16	14:31.743 15.225	50.780	+ 5 sec	0
24	899	Luke Neubauer	DEU	AT Motorsport	DEU	ITE45043 KBF38996	OTK/IAME/Komet	16	14:31.838 15.320	51.314		0
25	884	Davin Singer	DEU	ADAC Südbaden e.V. CV Performance Group	DEU	ITE 23384 BIF38321	KR/IAME/Komet	16	14:32.478 15.960	50.990		0
26	890	Leonard Hocker	DEU	RS-Motorsport	DEU	NKA22440 KBF40372	CRG/IAME/Komet	16	14:34.319 17.801	50.536	+ 5 sec	0
27	816	Elias Schorneck	DEU	VDB Kart Racing	DEU	ITE40538 KBF10478	Tony Kart/IAME/Komet	15	13:32.395 1 Lap	50.657		0
28	844	Kevin Wagner	DEU	MSC-Langenfeld e. V. im ADAC TB Racing Team	DEU	ITE 11828 KBF38262	KR/IAME/Komet	13	11:52.123 3 Laps	50.825		0
29	825	Julian Bub	DEU	Dörr Motorsport	DEU	ITF45440 BIC38420	KR/IAME/Komet	3	2:42.359 13 Laps	51.804		0
30	881	Jacob Trost	DEU	ADAC Hessen-Thüringen e.V. DUTT MOTORSPORT by FENSTER.COM	LUX	NKA41233 IDCK867	Tony Kart/IAME/Komet	3	2:43.177 13 Laps	52.106		0
31	830	Max Hezel	DEU	ADAC Hessen-Thüringen e.V. CV Performance Group	DEU	ITF38265 BIF38321	KR/IAME/Komet	2	1:44.934 14 Laps	51.258		0
32	821	Manuel Wagner	DEU	RS-Motorsport	DEU	ITE 39259 KBF40372	CRG/IAME/Komet	0				0
33	836	Max Ohsenbrink	DEU	KSL Racing Team	DEU	ITE18670 KBF1304585	Alonso/IAME/Komet	0				0
34	929	Nico Hantke	DEU	VDB Kart Racing	DEU	ITC-C11673 KBF42053	Tony Kart/IAME/Komet	0				0
35	829	Lutz Ohsenbrink	DEU	KSL Racing Team	DEU	ITE40759 KBF1304585	Alonso/IAME/Komet	0				0
36	808	Eric Wess	DEU	Kartshop Ampfing	DEU	ITE44964 KBF25142	Drago Corse/IAME/Komet	0				0

Announcements

- #888,930 + 5 sec front fairing
- #887 + 5 sec leaving the track
- #815,890 + 5 sec push

INT. ADAC Kartrennen Wackersdorf

X30 SENIOR

Pro Kart Raceland Wackersdorf 1,190 Km

Final

22.09.2024 16:35

Race (16 Laps) started at 16:44:08

Lap	Time of Day	Lap Tm	Diff	S1 Tm	S2 Tm	S3 Tm
(895) Phil Colin Strenge						
1	16:45:01.313	53.020	+2.752	19.977	16.970	16.073
2	16:45:52.776	51.463	+1.195	18.841	16.724	15.898
3	16:46:43.673	50.897	+0.629	18.664	16.456	15.777
4	16:47:34.451	50.778	+0.510	18.554	16.446	15.778
5	16:48:25.103	50.662	+0.384	18.481	16.378	15.793
6	16:49:30.294	1:05.191	+14.923	18.370	17.508	29.313
7	16:50:47.404	1:17.110	+26.842	25.609	26.440	25.061
8	16:51:38.492	51.088	+0.820	18.730	16.507	15.851
9	16:52:29.247	50.755	+0.487	18.537	16.434	15.784
10	16:53:19.888	50.641	+0.373	18.528	16.366	15.747
11	16:54:10.612	50.724	+0.456	18.427	16.442	15.855
12	16:55:01.617	51.005	+0.737	18.719	16.520	15.766
13	16:55:52.359	50.742	+0.474	18.653	16.407	15.682
14	16:56:42.761	50.402	+0.134	18.418	16.298	15.686
15	16:57:33.029	50.268		18.317	16.311	15.640
16	16:58:24.811	51.782	+1.514	18.591	16.753	16.438

Lap	Time of Day	Lap Tm	Diff	S1 Tm	S2 Tm	S3 Tm
(823) Jason Bralic						
1	16:45:01.586	53.205	+2.731	20.093	17.034	16.078
2	16:45:53.104	51.518	+1.044	18.740	16.826	15.952
3	16:46:44.615	51.511	+1.037	18.931	16.721	15.859
4	16:47:35.361	50.746	+0.272	18.457	16.467	15.822
5	16:48:26.015	50.654	+0.180	18.431	16.417	15.806
6	16:49:30.729	1:04.714	+14.240	18.374	16.922	29.418
7	16:50:47.754	1:17.025	+26.551	25.455	26.529	25.041
8	16:51:38.877	51.123	+0.649	18.705	16.619	15.799
9	16:52:29.586	50.709	+0.235	18.468	16.445	15.796
10	16:53:20.199	50.613	+0.139	18.427	16.425	15.761
11	16:54:10.835	50.636	+0.162	18.380	16.436	15.820
12	16:55:01.443	50.608	+0.134	18.374	16.463	15.771
13	16:55:51.937	50.494	+0.020	18.323	16.417	15.754
14	16:56:42.424	50.487	+0.013	18.357	16.375	15.755
15	16:57:32.898	50.474		18.393	16.348	15.733
16	16:58:24.915	52.017	+1.543	18.577	16.992	16.448

Lap	Time of Day	Lap Tm	Diff	S1 Tm	S2 Tm	S3 Tm
(820) Felix Maurer						
1	16:45:01.752	53.217	+2.807	20.233	16.950	16.034
2	16:45:53.727	51.975	+1.565	18.980	17.007	15.988
3	16:46:45.555	51.828	+1.418	18.670	17.312	15.846
4	16:47:36.879	51.324	+0.914	19.048	16.476	15.800
5	16:48:27.529	50.650	+0.240	18.528	16.358	15.764
6	16:49:31.009	1:03.480	+13.070	18.426	16.636	28.418
7	16:50:47.965	1:16.956	+26.546	25.555	26.414	24.987
8	16:51:39.119	51.154	+0.744	18.682	16.628	15.844
9	16:52:29.884	50.765	+0.355	18.548	16.434	15.783
10	16:53:20.450	50.566	+0.156	18.470	16.394	15.702
11	16:54:11.141	50.691	+0.281	18.417	16.445	15.829
12	16:55:01.754	50.613	+0.203	18.474	16.416	15.723
13	16:55:52.603	50.849	+0.439	18.609	16.445	15.795
14	16:56:43.119	50.516	+0.106	18.480	16.296	15.740
15	16:57:33.529	50.410		18.413	16.348	15.649
16	16:58:24.975	51.446	+1.036	18.491	16.580	16.375

Lap	Time of Day	Lap Tm	Diff	S1 Tm	S2 Tm	S3 Tm
(812) Rocco Curcio						
1	16:45:02.899	54.222	+3.619	20.882	17.209	16.131
2	16:45:54.285	51.386	+0.783	18.842	16.708	15.836
3	16:46:45.723	51.438	+0.835	18.733	16.838	15.867
4	16:47:36.641	50.918	+0.315	18.651	16.464	15.803
5	16:48:27.380	50.739	+0.136	18.516	16.388	15.835
6	16:49:32.202	1:04.822	+14.219	18.747	16.712	29.363
7	16:50:48.077	1:15.875	+25.272	24.715	26.688	24.472
8	16:51:39.765	51.688	+1.085	18.713	16.960	16.015
9	16:52:30.658	50.893	+0.290	18.578	16.495	15.820
10	16:53:21.409	50.751	+0.148	18.533	16.434	15.784
11	16:54:12.222	50.813	+0.210	18.474	16.480	15.859
12	16:55:02.965	50.743	+0.140	18.481	16.454	15.808
13	16:55:53.721	50.756	+0.153	18.472	16.432	15.852
14	16:56:44.335	50.614	+0.011	18.440	16.328	15.846
15	16:57:34.938	50.603		18.486	16.336	15.781
16	16:58:25.713	50.775	+0.172	18.502	16.419	15.854

Lap	Time of Day	Lap Tm	Diff	S1 Tm	S2 Tm	S3 Tm
(822) Elia Weiss						
1	16:45:04.018	55.197	+4.575	21.371	17.358	16.468
2	16:45:55.674	51.656	+1.034	19.127	16.694	15.835

Lap	Time of Day	Lap Tm	Diff	S1 Tm	S2 Tm	S3 Tm
1	16:45:02.271	53.887	+3.640	20.872	16.950	16.065
2	16:45:53.518	51.247	+1.000	18.648	16.705	15.894
3	16:46:48.792	55.274	+5.027	18.711	20.514	16.049
4	16:47:39.337	50.545	+0.298	18.442	16.408	15.695
5	16:48:29.821	50.484	+0.237	18.384	16.334	15.766
6	16:49:34.375	1:04.654	+14.307	18.351	16.822	29.381
7	16:50:48.769	1:14.394	+24.147	24.994	26.107	23.293
8	16:51:41.692	52.923	+2.676	18.955	17.847	16.121
9	16:52:32.746	51.054	+0.807	18.732	16.497	15.825
10	16:53:23.238	50.492	+0.245	18.475	16.327	15.690
11	16:54:14.159	50.921	+0.674	18.331	16.375	16.215
12	16:55:04.699	50.540	+0.293	18.403	16.370	15.767
13	16:55:54.970	50.271	+0.024	18.247	16.265	15.759
14	16:56:45.217	50.247		18.305	16.260	15.682
15	16:57:35.602	50.385	+0.138	18.324	16.305	15.756
16	16:58:26.300	50.698	+0.451	18.563	16.385	15.750

Lap	Time of Day	Lap Tm	Diff	S1 Tm	S2 Tm	S3 Tm
(854) Daniel Brozovic						
1	16:45:02.726	54.258	+3.528	20.957	17.175	16.126
2	16:45:54.127	51.401	+0.671	18.884	16.635	15.882
3	16:46:45.918	51.791	+1.061	19.159	16.795	15.837
4	16:47:37.060	51.142	+0.412	18.782	16.622	15.788
5	16:48:27.851	50.791	+0.061	18.570	16.450	15.771
6	16:49:32.469	1:04.618	+13.888	18.510	17.278	28.890
7	16:50:48.154	1:15.685	+24.955	24.823	26.619	24.243
8	16:51:39.459	51.305	+0.575	18.815	16.610	15.880
9	16:52:30.421	50.962	+0.232	18.674	16.450	15.838
10	16:53:21.151	50.730		18.555	16.363	15.812
11	16:54:12.003	50.852	+0.122	18.546	16.455	15.851
12	16:55:02.747	50.744	+0.014	18.562	16.355	15.827
13	16:55:53.895	51.148	+0.418	18.536	16.587	16.025
14	16:56:44.735	50.840	+0.110	18.579	16.402	15.859
15	16:57:35.739	51.004	+0.274	18.532	16.422	16.050
16	16:58:26.695	50.956	+0.226	18.601	16.523	15.832

Lap	Time of Day	Lap Tm	Diff	S1 Tm	S2 Tm	S3 Tm
(877) Niklas Hirsch						
1	16:45:03.928	55.374	+4.942	21.251	17.601	16.522
2	16:45:55.740	51.812	+1.380	19.026	16.710	16.076
3	16:46:49.464	53.724	+3.292	19.357	18.151	16.216
4	16:47:40.434	50.970	+0.538	18.648	16.461	15.861
5	16:48:31.129	50.695	+0.263	18.504	16.399	15.792
6	16:49:34.909	1:03.780	+13.348	18.471	16.587	28.722
7	16:50:48.966	1:14.057	+23.625	24.848	25.998	23.211
8	16:51:41.092	52.126	+1.694	19.131	17.043	15.952
9	16:52:32.560	51.468	+1.036	19.122	16.535	15.811
10	16:53:23.113	50.553	+0.121	18.498	16.309	15.746
11	16:54:14.320	51.207	+0.775	18.715	16.369	16.123
12	16:55:04.989	50.669	+0.237	18.524	16.326	15.8

INT. ADAC Kartrennen Wackersdorf

X30 SENIOR

Pro Kart Raceland Wackersdorf 1,190 Km

Final

22.09.2024 16:35

Race (16 Laps) started at 16:44:08

Lap	Time of Day	Lap Tm	Diff	S1 Tm	S2 Tm	S3 Tm	Lap	Time of Day	Lap Tm	Diff	S1 Tm	S2 Tm	S3 Tm
3	16:46:49.982	54.308	+3.686	19.448	18.471	16.389	5	16:48:38.800	51.554	+0.322	18.855	16.682	16.017
4	16:47:41.927	51.945	+1.323	19.227	16.751	15.967	6	16:49:44.738	1:05.938	+14.706	18.882	17.259	29.797
5	16:48:32.567	50.640	+0.018	18.440	16.441	15.759	7	16:50:54.829	1:10.091	+18.859	25.629	24.557	19.905
6	16:49:36.322	1:03.755	+13.133	18.438	17.392	27.925	8	16:51:46.822	51.993	+0.761	19.220	16.678	16.095
7	16:50:49.824	1:13.502	+22.880	24.838	25.786	22.878	9	16:52:38.317	51.495	+0.263	18.819	16.588	16.088
8	16:51:41.805	51.981	+1.359	19.242	16.839	15.900	10	16:53:30.035	51.718	+0.486	18.731	16.955	16.032
9	16:52:33.181	51.376	+0.754	18.952	16.635	15.789	11	16:54:21.529	51.494	+0.262	18.846	16.556	16.092
10	16:53:24.278	51.097	+0.475	18.745	16.568	15.784	12	16:55:12.761	51.232		18.722	16.544	15.966
11	16:54:14.966	50.688	+0.066	18.447	16.451	15.790	13	16:56:04.109	51.348	+0.116	18.768	16.525	16.055
12	16:55:06.123	51.157	+0.535	18.894	16.532	15.731	14	16:56:55.534	51.425	+0.193	18.819	16.584	16.022
13	16:55:56.745	50.622		18.480	16.375	15.767	15	16:57:46.961	51.427	+0.195	18.891	16.596	15.940
14	16:56:47.507	50.762	+0.140	18.622	16.396	15.744	16	16:58:38.452	51.491	+0.259	18.857	16.564	16.070
15	16:57:38.162	50.655	+0.033	18.472	16.430	15.753							
16	16:58:28.848	50.686	+0.064	18.480	16.414	15.792							
[887] Torben Gröndahl							[815] Moritz Wolber						
1	16:45:04.383	55.193	+4.711	21.425	17.292	16.476	1	16:45:05.689	56.731	+6.136	21.859	18.041	16.831
2	16:45:56.509	52.126	+1.644	19.399	16.770	15.957	2	16:45:58.482	52.793	+2.198	19.406	17.378	16.009
3	16:46:49.758	53.249	+2.767	18.752	18.154	16.343	3	16:46:50.317	51.835	+1.240	18.598	16.888	16.349
4	16:47:41.038	51.280	+0.798	18.893	16.517	15.870	4	16:47:43.117	52.800	+2.205	19.985	16.938	15.877
5	16:48:31.655	50.617	+0.135	18.518	16.359	15.740	5	16:48:33.781	50.664	+0.069	18.478	16.436	15.750
6	16:49:35.695	1:04.040	+13.558	18.510	17.287	28.243	6	16:49:37.771	1:03.990	+13.395	18.403	17.459	28.128
7	16:50:49.064	1:13.369	+22.887	24.369	26.128	22.872	7	16:50:51.275	1:13.504	+22.909	24.553	26.414	22.537
8	16:51:41.611	52.547	+2.065	19.044	17.367	16.136	8	16:51:43.725	52.450	+1.855	19.160	16.861	16.429
9	16:52:32.896	51.285	+0.803	18.976	16.540	15.769	9	16:52:35.942	52.217	+1.622	19.360	16.632	16.225
10	16:53:24.007	51.111	+0.629	18.903	16.368	15.840	10	16:53:26.907	50.965	+0.370	18.754	16.413	15.798
11	16:54:14.694	50.687	+0.205	18.485	16.337	15.865	11	16:54:17.703	50.796	+0.201	18.621	16.421	15.754
12	16:55:05.576	50.882	+0.400	18.752	16.363	15.767	12	16:55:08.411	50.708	+0.113	18.459	16.393	15.856
13	16:55:56.117	50.541	+0.059	18.491	16.279	15.771	13	16:55:59.055	50.644	+0.049	18.468	16.406	15.770
14	16:56:46.609	50.492	+0.010	18.412	16.310	15.770	14	16:56:49.650	50.595		18.433	16.416	15.746
15	16:57:37.091	50.482		18.446	16.287	15.749	15	16:57:41.076	51.426	+0.831	18.440	16.676	16.310
16	16:58:27.723	50.632	+0.150	18.505	16.384	15.743	16	16:58:33.866	52.790	+2.195	19.409	16.746	16.635
[835] Jarno Wiese							[806] Moritz Fischer						
1	16:45:04.595	55.698	+5.058	21.755	17.519	16.424	1	16:45:05.866	56.589	+5.621	22.010	18.248	16.331
2	16:45:57.417	52.822	+2.182	19.738	17.127	15.957	2	16:45:58.219	52.353	+1.385	18.998	17.401	15.954
3	16:46:50.408	52.991	+2.351	18.716	17.542	16.733	3	16:46:50.248	52.029	+1.061	18.622	17.033	16.374
4	16:47:43.594	53.186	+2.546	20.004	17.066	16.116	4	16:47:42.493	52.245	+1.277	19.495	16.770	15.980
5	16:48:35.027	51.433	+0.793	18.944	16.648	15.841	5	16:48:33.461	50.968		18.615	16.486	15.867
6	16:49:39.293	1:04.266	+13.626	18.643	17.119	28.504	6	16:49:37.421	1:03.960	+12.992	18.434	17.270	28.256
7	16:50:52.178	1:12.885	+22.245	24.839	26.151	21.895	7	16:50:51.184	1:13.763	+22.795	24.457	26.321	22.985
8	16:51:44.544	52.366	+1.726	19.586	16.822	15.958	8	16:51:43.397	52.213	+1.245	19.139	16.830	16.244
9	16:52:36.123	51.579	+0.939	18.844	16.762	15.973	9	16:52:34.435	51.038	+0.070	18.652	16.555	15.831
10	16:53:27.145	51.022	+0.382	18.804	16.430	15.788	10	16:53:32.084	57.649	+6.681			16.781
11	16:54:18.177	51.032	+0.392	18.818	16.412	15.802	11	16:54:23.732	51.648	+0.680	18.928	16.713	16.007
12	16:55:08.817	50.640		18.537	16.352	15.751	12	16:55:14.832	51.100	+0.132	18.645	16.538	15.917
13	16:55:59.563	50.746	+0.106	18.651	16.365	15.730	13	16:56:05.998	51.166	+0.198	18.729	16.561	15.876
14	16:56:50.218	50.655	+0.015	18.541	16.332	15.782	14	16:56:56.972	50.974	+0.006	18.621	16.521	15.832
15	16:57:41.157	50.939	+0.299	18.621	16.375	16.043	15	16:57:48.062	51.090	+0.122	18.635	16.552	15.903
16	16:58:33.961	52.804	+2.164	19.504	16.916	16.384	16	16:58:39.213	51.151	+0.183	18.697	16.542	15.912
[845] Jan Waibel							[888] Louis Schütze						
1	16:45:07.670	57.497	+6.531	21.780	18.491	17.226	1	16:45:07.408	57.422	+6.642	21.812	18.251	17.359
2	16:46:00.434	52.764	+1.798	19.712	16.855	16.197	2	16:46:00.322	52.914	+2.134	19.622	16.885	16.407
3	16:46:52.722	52.288	+1.322	19.088	16.941	16.259	3	16:46:52.319	51.997	+1.217	18.970	16.732	16.295
4	16:47:46.089	53.367	+2.401	18.910	18.135	16.322	4	16:47:44.696	52.377	+1.597	18.810	17.662	15.905
5	16:48:37.327	51.238	+0.272	18.735	16.562	15.941	5	16:48:36.188	51.492	+0.712	18.656	16.564	16.272
6	16:49:43.027	1:05.700	+14.734	18.939	29.572	29.572	6	16:49:41.826	1:05.638	+14.858	19.187	17.144	29.307
7	16:50:54.055	1:11.028	+20.062	24.575	26.203	20.250	7	16:50:53.426	1:11.600	+20.820	24.017	26.363	21.220
8	16:51:45.616	51.561	+0.595	18.926	16.659	15.976	8	16:51:44.818	51.392	+0.612	18.805	16.691	15.896
9	16:52:37.305	51.689	+0.723	18.773	16.819	16.097	9	16:52:37.077	52.259	+1.479	19.057	16.994	16.208
10	16:53:28.540	51.235	+0.269	18.763	16.549	15.923	10	16:53:28.058	50.981	+0.201	18.630	16.542	15.809
11	16:54:19.551	51.011	+0.045	18.682	16.420	15.909	11	16:54:18.838	50.780		18.547	16.456	15.777
12	16:55:10.877	51.326	+0.360	18.638	16.607	16.081	12	16:55:09.742	50.904	+0.124	18.635	16.470	15.799
13	16:56:01.843	50.965		18.611	16.493	15.862	13	16:56:00.608	50.866	+0.086	18.565	16.489	15.812
14	16:56:52.873	51.030	+0.064	18.671	16.488	15.871	14	16:56:51.720	51.112	+0.332	18.808	16.481	15.823
15	16:57:43.972	51.099	+0.133	18.689	16.519	15.891	15	16:57:43.553	51.833	+1.053	19.182	16.707	15.944
16	16:58:35.564	51.592	+0.626	18.956	16.718	15.918	16	16:58:35.036	51.483	+0.703	19.080	16.536	15.867
[891] Luka Koullon							[899] Luke Neubauer						
1	16:45:08.237	57.763	+6.531	21.758	18.817	17.188	1	16:45:08.319	58.037	+6.723	22.437	18.512	17.088
2	16:46:01.300	53.063	+1.831	19.534	17.216	16.313	2	16:46:01.522	53.203	+1.889	19.756	17.114	16.333
3	16:46:53.363	52.063	+0.831	19.039	16.832	16.192	3	16:46:53.816	52.294	+0.980	19.311	16.916	16.067
4	16:47:47.246	53.883	+2.651	18.802	17.691	17.390	4	16:47:46.810	52.994	+1.680	18.890	17.334	16.770
							5	16:48:38.221	51.411	+0.097	18.814	16.601	15.996
							6	16:49:44.092	1:05.871	+14.557	18.734	17.480	29.657

Orbits



INT. ADAC Kartrennen Wackersdorf

X30 SENIOR

Pro Kart Raceland Wackersdorf 1,190 Km

Final

22.09.2024 16:35

Race (16 Laps) started at 16:44:08

Lap	Time of Day	Lap Tm	Diff	S1 Tm	S2 Tm	S3 Tm
7	16:50:54.766	1:10.674	+19.360	25.694	24.872	20.108
8	16:51:47.055	52.289	+0.975	19.458	16.829	16.002
9	16:52:38.615	51.560	+0.246	18.891	16.670	15.999
10	16:53:30.983	52.368	+1.054	18.790	17.446	16.132
11	16:54:22.502	51.519	+0.205	18.868	16.670	15.981
12	16:55:13.816	51.314		18.688	16.653	15.973
13	16:56:05.269	51.453	+0.139	18.797	16.677	15.979
14	16:56:56.698	51.429	+0.115	18.803	16.680	15.946
15	16:57:48.614	51.916	+0.602	19.066	16.812	16.038
16	16:58:40.131	51.517	+0.203	18.766	16.752	15.999

(884) Davin Singer

1	16:45:04.946	55.872	+4.882	21.676	17.744	16.452
2	16:45:57.193	52.247	+1.257	19.479	16.870	15.898
3	16:46:50.143	52.950	+1.960	18.718	17.720	16.512
4	16:47:43.014	52.871	+1.881	19.655	16.773	16.443
5	16:48:34.318	51.304	+0.314	18.911	16.586	15.807
6	16:49:38.329	1:04.011	+13.021	18.506	17.155	28.350
7	16:50:51.382	1:13.053	+22.063	24.644	26.280	22.129
8	16:51:43.560	52.178	+1.188	19.267	16.762	16.149
9	16:52:34.567	51.007	+0.017	18.650	16.568	15.789
10	16:53:34.178	59.611	+8.621	24.978	18.375	16.258
11	16:54:25.582	51.404	+0.414	18.826	16.622	15.956
12	16:55:16.707	51.125	+0.135	18.679	16.509	15.937
13	16:56:07.743	51.036	+0.046	18.659	16.519	15.858
14	16:56:58.733	50.990		18.685	16.461	15.844
15	16:57:49.759	51.026	+0.036	18.641	16.537	15.848
16	16:58:40.771	51.012	+0.022	18.674	16.489	15.849

(890) Leonard Hocker

1	16:45:12.327	1:03.583	+13.047	29.288	17.928	16.367
2	16:46:03.807	51.480	+0.944	18.923	16.674	15.883
3	16:46:54.733	50.926	+0.390	18.594	16.504	15.828
4	16:47:46.735	52.002	+1.466	18.545	16.889	16.568
5	16:48:37.574	50.839	+0.303	18.640	16.480	15.719
6	16:49:42.656	1:05.082	+14.546	18.497	17.253	29.332
7	16:50:53.887	1:11.231	+20.695	24.371	26.252	20.608
8	16:51:45.266	51.379	+0.843	18.711	16.703	15.965
9	16:52:36.762	51.496	+0.960	18.695	16.636	16.165
10	16:53:27.298	50.536		18.468	16.405	15.663
11	16:54:17.865	50.567	+0.031	18.481	16.333	15.753
12	16:55:08.608	50.743	+0.207	18.460	16.477	15.806
13	16:55:59.219	50.611	+0.075	18.494	16.372	15.745
14	16:56:49.877	50.658	+0.122	18.651	16.384	15.623
15	16:57:40.829	50.952	+0.416	18.417	16.386	16.149
16	16:58:37.612	56.783	+6.247	19.393	21.373	16.017

(816) Elias Schorneck

1	16:45:05.416	56.238	+5.581	21.878	17.983	16.377
2	16:45:58.735	53.319	+2.662	19.153	18.025	16.141
3	16:46:50.549	51.814	+1.157	19.066	16.743	16.005
4	16:47:43.634	52.985	+2.328	19.645	17.474	15.866
5	16:48:34.686	51.152	+0.495	18.961	16.412	15.779
6	16:49:38.879	1:04.193	+13.536	18.521	17.143	28.529
7	16:50:52.022	1:13.143	+22.486	24.618	26.469	22.056
8	16:51:43.717	51.695	+1.038	18.955	16.646	16.094
9	16:52:34.915	51.198	+0.541	18.869	16.470	15.859
10	16:53:25.795	50.880	+0.223	18.650	16.445	15.785
11	16:54:16.575	50.780	+0.123	18.529	16.419	15.832
12	16:55:07.232	50.657		18.481	16.394	15.782
13	16:55:57.930	50.698	+0.041	18.528	16.406	15.764
14	16:56:48.761	50.831	+0.174	18.546	16.432	15.853
15	16:57:40.688	51.927	+1.270	18.751	16.629	16.547

(844) Kevin Wagner

1	16:45:07.514	56.811	+5.986	21.381	18.637	16.793
2	16:46:00.248	52.734	+1.909	19.702	16.851	16.181
3	16:46:52.195	51.947	+1.122	18.935	16.699	16.313
4	16:47:44.500	52.305	+1.480	18.788	17.513	16.004
5	16:48:35.493	50.993	+0.168	18.702	16.480	15.811
6	16:49:40.560	1:05.067	+14.242	18.622	17.158	29.387
7	16:50:52.253	1:11.693	+20.868	24.226	25.903	21.564
8	16:51:43.882	51.629	+0.804	19.076	16.655	15.898
9	16:52:35.260	51.378	+0.553	18.991	16.545	15.842

Lap	Time of Day	Lap Tm	Diff	S1 Tm	S2 Tm	S3 Tm
10	16:53:26.125	50.865	+0.040	18.622	16.453	15.790
11	16:54:16.950	50.825		18.598	16.393	15.834
12	16:55:08.382	51.432	+0.607	18.593	16.555	16.284
13	16:56:00.416	52.034	+1.209	19.651	16.535	15.848

(825) Julian Bub

1	16:45:06.306	56.836	+5.032	22.206	18.268	16.362
2	16:45:58.848	52.542	+0.738	18.922	17.457	16.163
3	16:46:50.652	51.804		19.280	16.591	15.933

(881) Jacob Trost

1	16:45:06.829	57.116	+5.010	21.270	18.930	16.916
2	16:45:59.364	52.535	+0.429	18.984	17.211	16.340
3	16:46:51.470	52.106		19.300	16.794	16.012

(830) Max Hezel

1	16:45:01.969	53.530	+2.272	20.619	16.934	15.977
2	16:45:53.227	51.258		18.640	16.704	15.914



INT. ADAC Kartrennen Wackersdorf

Lapchart

X30 SENIOR

Pro Kart Raceland Wackersdorf 1,190 Km

Final

22.09.2024 16:35

Race (16 Laps) started at 16:44:08

Competitors	Laps																
	0	1	2	3	4	5	6	7	8	9	10	11	12	13	14	15	16
Phil Colin Strenge (895)	1	895	895	895	895	895	895	895	895	895	895	895	823	823	823	823	895
Jason Bralic (823)	2	823	823	823	823	823	823	823	823	823	823	823	895	895	895	895	823
Elia Weiss (822)	3	822	820	830	820	812	812	820	820	820	820	820	820	820	820	820	820
Max Hezel (830)	4	830	830	822	812	820	820	812	812	854	854	854	854	812	812	812	812
Daniel Brozovic (854)	5	854	822	820	854	854	854	854	854	812	812	812	812	854	854	822	822
Felix Maurer (820)	6	820	854	854	885	885	885	885	885	885	885	822	822	822	822	854	854
Niklas Hirsch (877)	7	877	812	812	822	822	822	822	877	877	877	877	877	877	877	877	877
Rocco Curcio (812)	8	812	877	809	877	877	877	877	887	822	822	885	885	885	885	885	885
Leonard Hocker (890)	9	890	809	877	887	887	887	887	822	887	887	887	887	887	887	887	887
Luis Esser (809)	10	809	887	885	809	809	809	809	809	809	809	809	809	809	809	809	809
Jarno Wiese (835)	11	835	885	887	884	806	806	806	806	806	816	816	816	816	816	816	815
Moritz Wolber (815)	12	815	835	884	806	884	815	815	815	884	884	844	844	844	815	815	890
Carl Luthardt (885)	13	885	884	835	815	815	884	884	884	816	816	815	815	815	890	890	815
Davin Singer (884)	14	884	816	806	835	816	816	816	816	815	844	835	890	890	835	835	845
Elias Schorneck (816)	15	816	815	815	816	835	835	835	835	844	815	890	835	835	844	888	888
Torben Gröndahl (887)	16	887	806	816	825	844	844	844	844	835	835	888	888	888	888	845	845
Moritz Fischer (806)	17	806	825	825	881	888	888	888	888	888	890	845	845	845	845	891	891
Julian Bub (825)	18	825	881	881	844	845	845	890	890	888	891	891	891	891	891	899	806
Jacob Trost (881)	19	881	888	844	888	890	890	845	845	845	899	899	899	899	806	899	884
Louis Schütze (888)	20	888	844	888	845	899	899	899	899	891	891	806	806	806	806	884	884
Jan Waibel (845)	21	845	845	845	891	891	891	891	891	899	899	884	884	884	884		
Luke Neubauer (899)	22	899	891	891	899												
Luka Koullen (891)	23	891	899	899	890												
Kevin Wagner (844)	24	844	890	890													
-	25																
-	26																
-	27																
-	28																

